



IHP FINVEST
LIMITED



ANNUAL
REPORT
2023-24

Board of Directors	Mr. Rajas R. Doshi	: Chairman
	Ms. Jyoti R. Doshi	: Director
	Mr. Mayur R. Doshi	: Director
	Mr. Rameshwar D. Sarda	: Director
	Mr. P. R. Bhat	: Director

Company Secretary **Mr. Saishwar Dalvi**

Auditors **M/s. K. S. Aiyar & Co.,**
Chartered Accountants
F-7, Laxmi Mills, Shakti Mills Lane,
(Off. Dr. E. Moses Road),
Mahalaxmi, Mumbai – 400 011

Solicitors & Advocates **M/s. Kanga & Company, Mumbai**

Bankers **State Bank of India**
HDFC Bank Ltd.
Bank of Baroda
IDFC First Bank Ltd.

Registrar and Transfer Agent **MCS Share Transfer Agent Ltd.**
Office No.3B3, 3rd Floor “B” Wing
Gundecha Onclave Premises Co-op Society Ltd,
Kherani Road, Sakinaka,
Andheri (East)
Mumbai - 400 072
Ph.: 022 – 28516021 / 28516022 / 46049717
Email : helpdesknum@mcsregistrars.com

Registered Office Construction House,
2nd Floor, 5, Walchand Hirachand Road,
Ballard Estate, Mumbai – 400 001
Tel No.: 022-22618091 / 22705150
CIN No.: U65920MH1996PLC103184
Email: ihpfinvest@yahoo.co.in

Annual General Meeting **Wednesday, 7th August, 2024, at 3.00 P. M.(IST)**
Through Video Conferencing (“VC”) /
Other Audio Visual Means (“OAVM”)

CONTENTS

Notice	2
Board’s Report	10
Independent Auditor’s Report	18
Balance Sheet	24
Statement of Profit and Loss	25
Cash Flow Statement	26
Significant Accounting Policies and Notes to Accounts forming part of Financial Statements for the year ended 31st March, 2024	28
Independent Auditors’ Report on Consolidated Financial Statements, Significant Accounting Policies & Notes to Financial Statements for the year ended 31st March, 2024	52

NOTICE

NOTICE is hereby given that the Twenty Eighth Annual General Meeting of the Company will be held through Video Conferencing ("VC") / Other Audio Visual Means ("OAVM") as scheduled below to transact the following business:

Day : Wednesday
Date : 7th August, 2024
Time : 3.00 p.m. (IST)

ORDINARY BUSINESS:

1. To receive, consider and adopt:
 - i. The Audited Standalone Financial Statements of the Company for the financial year ended 31st March, 2024 including Audited Balance Sheet as at 31st March, 2024 and the Statement of Profit & Loss and Statement of Cash Flow, for the year ended on that date together with the Reports of the Board of Directors and Auditors thereon.
 - ii. The Audited Consolidated Financial Statements of the Company for the financial year ended 31st March, 2024 including Audited Consolidated Balance Sheet as at 31st March, 2024, Consolidated Statement of Profit & Loss and Consolidated Statement of Cash Flow, for the year ended on that date together with the Report of the Auditors thereon.

NOTES:

1. **General instructions for accessing and participating in the 28th Annual General Meeting ("AGM") through VC / OAVM Facility and voting through electronic means including remote e-Voting:**

The Ministry of Corporate Affairs ('MCA') vide its General Circular No.14/2020 dated 8th April, 2020, General Circular No.17/2020 dated 13th April, 2020, General Circular No.20/2020 dated 5th May, 2020, General Circular No.22/2020 dated 15th June, 2020, General Circular No.33/2020 dated 28th September, 2020, General Circular No.39/2020 dated 31st December, 2020, General Circular No.02/2021 dated 13th January, 2021, General Circular No. 19/2021 dated 8th December, 2021, General Circular No. 21/2021 dated 14th December, 2021, General Circular No. 2/2022 dated 5th May, 2022, General Circular No.11/2022 dated 28th December, 2022 and General Circular No.09/2023 dated 25th September, 2023 and all other relevant circulars issued from time to time, allowed companies whose AGMs are due in the year, 2024, to conduct their AGMs on or before 30.09.2024, in accordance with the requirements laid down in Para 3 and 4 of the General Circular No.20/2020 dated 5th May, 2020 (collectively "MCA Circulars"). In compliance with these Circulars, provisions of the Act, the 28th AGM of the Company is being conducted through VC/OAVM facility, which does not require physical presence of members at a common venue. The deemed venue for the 28th AGM shall be the Registered Office of the Company.

Accordingly, in compliance with the applicable provisions of the Companies Act, 2013 ("Act") read with the said Circulars, the Company has decided to convene its ensuing 28th AGM through Video Conferencing ("VC") / Other Audio Visual Means ("OAVM") (VC / OAVM) without the physical presence of Members at a

2. To declare a Dividend on Equity Shares of the Company for the financial year ended 31st March, 2024.
3. To appoint a Director in place of Mr. Rajas R. Doshi (DIN: 00050594), who retires by rotation and being eligible, offers himself for re-appointment.
4. To appoint a Director in place of Mr. Mayur R. Doshi (DIN: 00250358), who retires by rotation and being eligible, offers himself for re-appointment.

For and on behalf of the Board of Directors,
For IHP Finvest Limited

Saishwar Dalvi
Company Secretary

Registered Office:

Construction House, 2nd Floor,
Walchand Hirachand Road,
Ballard Estate, Mumbai - 400 001.
Tel No.: 022-22618091 / 22705150
Email: ihpfinvest@yahoo.co.in
CIN: U65920MH1996PLC103184

Date: 28th June, 2024

2. Pursuant to the provisions of the Companies Act, 2013, a member entitled to attend and vote at the AGM is entitled to appoint a proxy to attend and vote on his / her behalf and the proxy need not be a member of the company.
- However, since this AGM is being held through VC / OAVM, whereby, physical attendance of Shareholders has been dispensed with and in line with the said Circulars. The facility to appoint a proxy to attend and cast vote for the shareholder is not made available for this 28th Annual General Meeting (AGM) and hence the Proxy Form and Attendance Slip are not annexed to this Notice.
3. The attendance of the Members attending the AGM through VC/OAVM will be counted for the purpose of reckoning the quorum under Section 103 of the Companies Act, 2013.
 4. Institutional / Corporate Shareholders (i.e. other than individuals / HUF, NRI, etc.) are required to send a scanned copy (PDF / JPG Format) of its Board or governing body Resolution / Authorization etc., authorizing its representative to attend the AGM through VC / OAVM on its behalf and to vote through remote e-voting. The said Resolution / Authorization shall be sent to the Scrutinizer by email through its registered email address to jhr@jhrasso.com with a copy marked to evoting@nsdl.com.
 5. The Register of Members and the Share Transfer Books of the Company will remain closed from **Saturday, 27th July, 2024 to Wednesday, 7th August, 2024 (both days inclusive)** for the purpose of holding 28th Annual General Meeting.

6. At the 27th AGM held on 8th August, 2023, the Members had approved appointment of M/s. K. S. Aiyar & Co., Chartered Accountants, Firm Registration No. 100186W as Statutory Auditors of the Company to hold office for a period of five years from the conclusion of the 27th AGM till the conclusion of the 32nd AGM to be held in the year 2028.
7. Register of Directors and Key Managerial Personnel and their shareholdings maintained under Section 170 of the Act, and the Register of Contracts or Arrangements in which the Directors are interested, maintained under Section 189 of the Act, will be available electronically for inspection by Members during the AGM. All documents referred to in the Notice will also be available for electronic inspection without any fees by the Members from the date of circulation of this Notice up to the date of AGM i.e. Wednesday, 7th August, 2024. Members may write to the Company at ihpfinvest@yahoo.co.in, in this regard, by mentioning "Request for Inspection" in the subject of the email.
8. The Dividend of ₹ 90/- per Equity Share per equity share of ₹10/- each on paid up share capital of 5,69,782 Equity Shares for the financial year ended 31st March, 2024 (if declared by the shareholders at the ensuing Annual General Meeting) subject to tax deduction at a source will be paid on or after 9th August, 2024 to those Members whose names appear in the Register of Members of the Company as on the Book Closure date.

In order to avoid the risk of loss / interception of dividend warrants in postal transit and / or fraudulent encashment of dividend warrants, the shareholders are advised to avail of ECS / NECS facility, whereby the dividend amount will be directly credited to their respective Bank Accounts electronically. This will also ensure speedier credit of dividend. You may write to the Company's Registrar & Share Transfer Agent or your Depository Participants directly to avail benefit of this service / facility.

9. Members may note that the Income Tax Act, 1961, ("the IT Act") as amended by the Finance Act, 2020, mandates that dividends paid or distributed by a company on or after April 1, 2020 shall be taxable in the hands of members. The Company shall therefore be required to deduct tax at source (TDS) at the time of making the payment of dividend. In order to enable us to determine the appropriate TDS rate as applicable, members are requested to submit the following documents in accordance with the provisions of the IT Act.

For **Resident shareholders**, taxes shall be deducted at source under Section 194 of the IT Act as follows, Members having valid PAN @10% or as notified by the Government of India. Members not having valid PAN @20% or as notified by the Government of India.

For Shareholders who are identified as "**Specified Persons**" under Sec 206AB of the Act, higher tax rate as applicable would be deducted if,

- i) Shareholder has not filed the returns of income for both of the two assessment years relevant to the two previous years immediately before the previous year in which tax is required to be deducted/ collected. Two previous years for FY 2024-25 would be FY 2021-22 and FY 2022-23.
- ii) Aggregate of tax deducted at source and tax collected at source is rupees fifty thousand or more in each of these two previous years.

For the purpose of TDS, Company will verify the status (i.e., Specified Person or not) from the Government enabled online facility and deduct TDS accordingly.

However, no tax shall be deducted on the dividend payable to a resident individual if the total dividend to be received by them during Financial Year 2024-25 does not exceed ₹ 5,000 and also in cases where members provide Form 15G (applicable to an individual below the age of 60 years) / Form 15H (applicable to individuals aged 60 years or more) subject to conditions specified in the IT Act. Resident shareholders may also submit any other document/certificate as prescribed under the IT Act to claim a lower /Nil withholding tax. Registered members may also submit any other document/certificate as prescribed under the IT Act to claim a lower /Nil withholding tax. PAN is mandatory for members providing Form 15G / 15H or any other document/certificate as mentioned above.

For **Non-resident shareholders**, taxes are required to be withheld in accordance with the provisions of Section 195 and other applicable sections of the IT Act, at the rates in force. The withholding tax shall be at the rate of 20% (plus applicable surcharge and cess) or as notified by the Government of India on the amount of dividend payable. However, as per Section 90 of the IT Act, non-resident shareholders have the option to be governed by the provisions of the Double Taxation Avoidance Agreement (DTAA) between India and the country of tax residence of the member, if they are more beneficial to them. For this purpose, i.e. to avail the benefits under the DTAA, non-resident shareholders will have to provide the following :

- Copy of the PAN card allotted by the Indian Income Tax authorities duly attested by the member
- Copy of Tax Residency Certificate (TRC) for the FY 2024-25 obtained from the revenue authorities of the country of tax residence, duly attested by member
- Self-declaration in Form 10F
- Self-declaration by the shareholder of having no permanent establishment in India in accordance with the applicable tax treaty
- Self-declaration of beneficial ownership by the non-resident shareholder
- Any other documents as prescribed under the IT Act for lower withholding of taxes if applicable, duly attested by member. In case of Foreign Institutional Investors / Foreign Portfolio Investors, tax will be deducted under Section 196D of the IT Act @ 20% (plus applicable surcharge and cess). The aforementioned documents are required to be sent by email to helpdesk@mcsregistrars.com or ihpfinvest@yahoo.co.in upto 27th July, 2024. No communication would be accepted from Members after 27th July, 2024 regarding tax withholding matter.

10. To support the "GREEN INITIATIVE" of the Government and enable the Company to send Annual Reports, Notices, documents, communications and dividend payment intimation to the Members through Email ids and to facilitate receiving of dividend to the Bank account of the Members through ECS / NECS, the members holding shares in physical form are requested to register / update their Email Ids and Bank details to Registrar & Share Transfer Agent, M/s. MCS Share Transfer Agent Limited. The Shareholders holding shares in demat mode are requested to register / update their Email Ids and Bank details with their Depository Participants.
11. Members are requested to intimate changes, if any, pertaining to their name, postal address, email address, telephone / mobile numbers, Permanent Account Number (PAN), mandates, nominations, power of attorney, bank details such as, name of the bank and branch details, bank account number, MICR code,

IFSC code, etc., to their DPs in case the shares are held by them in electronic form and to M/s. MCS Share Transfer Agent Limited., Registrar & Share Transfer Agent of the Company in case the shares are held by them in physical form.

12. In accordance with the provisions of Section 72 of the Companies Act, 2013, members are entitled to make nominations in respect of the Equity Shares held by them in physical form. Members desirous of making nominations may obtain the prescribed form from the Company.
13. Members holding shares in physical form, in identical order of names, in more than one folio are requested to send to the Company or M/s. MCS Share Transfer Agent Limited, the details of such folios together with the share certificates for consolidating their holdings in one folio. A consolidated share certificate will be issued to such Members after making requisite changes
14. In case of joint holders attending the Meeting, the joint holder who is higher in the order of names will be entitled to vote at the Meeting, if not already voted through remote e-voting.
15. Members wishing to claim dividends, which remain unclaimed for financial year 2016-17 onwards are requested to contact M/s. MCS SHARE TRANSFER AGENT LTD, Office No.3B3, 3rd Floor "B" Wing, Gundecha Onclave Premises Co-op Society Ltd, Kherani Road, Sakinaka, Andheri East Mumbai – 400 072 Ph: 022 - 28516021 / 6022 / 46049717 Email : helpdesk@mcsregistrars.com. Members are requested to note that dividends not claimed for seven years from the date of declaration, will be transferred to the Investor Education and Protection Fund (IEPF).

The unpaid / unclaimed dividend for the following financial years is due for transfer to IEPF on the following respective due dates:

Financial Years	Date of declaration of Dividend	Date of Payment of Dividend	Due Date of transfer To IEPF
2016-17	14.07.2017	18.07.2017	21.08.2024
2017-18	30.07.2018	01.08.2018	04.08.2025
2018-19	09.08.2019	14.08.2019	13.09.2026
2019-20	08.09.2020	10.09.2020	13.10.2027
2020-21	30.08.2021	01.09.2021	04.10.2028
2021-22	10.08.2022	12.08.2022	14.09.2029
2022-23	08.08.2023	10.08.2023	12.09.2030

As per Section 124(6) of the Act read with the IEPF Rules as amended, all the underlying shares in respect of which dividend has remained unpaid / unclaimed for seven consecutive years or more are required to be transferred to the Demat Account of the IEPF Authority.

Accordingly, the Company had transferred 686 Equity shares to the demat account of IEPF during the Financial year 2023-24. The members are requested to claim their shares and unclaimed dividend from IEPF authority as per procedure set out under the IEPF Rules.

The Shareholders who have not claimed their dividend for seven consecutive years from Financial Year 2016-17 onwards are requested to claim the dividend on or before 21st August, 2024. In case the dividends are not claimed by the said date, necessary steps will be initiated by the Company to transfer these shares held

by the members to IEPF Authority without further notice. Please note that no claim shall lie against the Company in respect of the shares so transferred to IEPF.

16. In terms of section 101 and 136 of the Companies Act, 2013 read with the rule thereunder and in compliance with the MCA Circulars, the copy of Annual Report for 2023-24 including Audited Financial Statements, Board's report etc. and this Notice of 28th Annual General Meeting of the Company inter alia indicating the process and manner of remote e-voting is being sent by email to all those members whose email ids are registered with their respective depository participants / with the Company in respect of shares held in physical form. Notice and Annual Report 2023-24 is available on the website of NSDL <https://www.evoting.nsdl.com>.
17. Re-appointment of Director: As per provisions of Section 152 of the Companies Act, 2013, Mr. Rajas R. Doshi and Mr. Mayur R. Doshi, Directors of the Company retires by rotation at the ensuing Annual General Meeting and being eligible, offers themselves for re-appointment.
18. Non-Resident Indian Members are requested to write to M/s MCS SHARE TRANSFER AGENT LTD, immediately for change in their residential status on return to India for permanent settlement.
19. Since the AGM will be held through VC / OAVM, the Route Map, proxy form and attendance slip are not annexed to the Notice.
20. Pursuant to the provisions of Section 108 of the Companies Act, 2013 read with Rule 20 of the Companies (Management and Administration) Rules, 2014 (as amended) and the Circulars issued by the Ministry of Corporate Affairs dated April 08, 2020, April 13, 2020 and May 05, 2020, the Company is providing facility of remote e-Voting to its Members in respect of the business to be transacted at the AGM. For this purpose, the Company has entered into an agreement with National Securities Depository Limited (NSDL) for facilitating voting through electronic means, as the authorized agency. The facility of casting votes by a member using remote e-Voting system as well as venue voting on the date of the AGM will be provided by NSDL.
21. The Members can join the AGM in the VC/OAVM mode 15 minutes before and after the scheduled time of the commencement of the Meeting by following the procedure mentioned in the Notice. The facility of participation at the AGM through VC/OAVM will be made available for 1000 members on first come first served basis. This will not include large Shareholders (Shareholders holding 2% or more shareholding), Promoters, Institutional Investors, Directors, Key Managerial Personnel, the Chairpersons of Stakeholders Relationship Committee, Auditors etc. who are allowed to attend the AGM without restriction on account of first come first served basis.
22. **THE INSTRUCTIONS FOR MEMBERS FOR REMOTE E-VOTING AND JOINING GENERAL MEETING ARE AS UNDER:-**

The remote e-voting period begins on Saturday, August 3, 2024 at (9:00 a.m. IST) and ends on Tuesday, August 6, 2024 at (5:00 p.m. IST). The remote e-voting module shall be disabled by NSDL for voting thereafter. The Members, whose names appear in the Register of Members / Beneficial Owners as on the record date (cut-off date) i.e. Wednesday, July 31, 2024, may cast their vote electronically. The voting right of shareholders shall be in proportion to their share in the paid-up equity share capital of the Company as on the cut-off date, being Wednesday, July 31, 2024.




How do I vote electronically using NSDL e-Voting system?

The way to vote electronically on NSDL e-Voting system consists of “Two Steps” which are mentioned below:

Step 1: Access to NSDL e-Voting system

A) Login method for e-Voting and joining virtual meeting for Individual shareholders holding securities in demat mode

Login method for Individual shareholders holding securities in demat mode is given below:

Type of shareholders	Login Method
Individual Shareholders holding securities in demat mode with NSDL.	<ol style="list-style-type: none"> Existing IDeAS user can visit the e-Services website of NSDL Viz. https://eservices.nsd.com either on a Personal Computer or on a mobile. On the e-Services home page click on the “Beneficial Owner” icon under “Login” which is available under ‘IDeAS’ section , this will prompt you to enter your existing User ID and Password. After successful authentication, you will be able to see e-Voting services under Value added services. Click on “Access to e-Voting” under e-Voting services and you will be able to see e-Voting page. Click on company name or e-Voting service provider i.e. NSDL and you will be re-directed to e-Voting website of NSDL for casting your vote during the remote e-Voting period If you are not registered for IDeAS e-Services, option to register is available at https://eservices.nsd.com. Select “Register Online for IDeAS Portal” or click at https://eservices.nsd.com/SecureWeb/IdeasDirectReg.jsp Visit the e-Voting website of NSDL. Open web browser by typing the following URL: https://www.evoting.nsd.com/ either on a Personal Computer or on a mobile. Once the home page of e-Voting system is launched, click on the icon “Login” which is available under ‘Shareholder/Member’ section. A new screen will open. You will have to enter your User ID (i.e. your sixteen digit demat account number hold with NSDL), Password/OTP and a Verification Code as shown on the screen. After successful authentication, you will be redirected to NSDL Depository site wherein you can see e-Voting page. Click on company name or e-Voting service provider i.e. NSDL and you will be redirected to e-Voting website of NSDL for casting your vote during the remote e-Voting . Shareholders/Members can also download NSDL Mobile App “NSDL Speede” facility by scanning the QR code mentioned below for seamless voting experience. <div style="text-align: center;"> <p>NSDL Mobile App is available on</p>    </div>
Individual Shareholders holding securities in demat mode with CDSL	<ol style="list-style-type: none"> Users who have opted for CDSL Easi / Easiest facility, can login through their existing user id and password. Option will be made available to reach e-Voting page without any further authentication. The users to login Easi / Easiest are requested to visit CDSL website www.cdslindia.com and click on login icon & New System Myeasi Tab and then user your existing my easi username & password. After successful login the Easi / Easiest user will be able to see the e-Voting option for eligible companies where the evoting is in progress as per the information provided by company. On clicking the evoting option, the user will be able to see e-Voting page of the e-Voting service provider for casting your vote during the remote e-Voting period. Additionally, there is also links provided to access the system of all e-Voting Service Providers, so that the user can visit the e-Voting service providers’ website directly.

Type of shareholders	Login Method
	<p>3. If the user is not registered for Easi/Easiest, option to register is available at CDSL website www.cdslindia.com and click on login & New System Myeasi Tab and then click on registration option.</p> <p>4. Alternatively, the user can directly access e-Voting page by providing Demat Account Number and PAN No. from a e-Voting link available on www.cdslindia.com home page. The system will authenticate the user by sending OTP on registered Mobile & Email as recorded in the Demat Account. After successful authentication, user will be able to see the e-Voting option where the evoting is in progress and also able to directly access the system of all e-Voting Service Providers.</p>
Individual Shareholders (holding securities in demat mode) login through their depository participants	You can also login using the login credentials of your demat account through your Depository Participant registered with NSDL/CDSL for e-Voting facility. upon logging in, you will be able to see e-Voting option. Click on e-Voting option, you will be redirected to NSDL/CDSL Depository site after successful authentication, wherein you can see e-Voting feature. Click on company name or e-Voting service provider i.e. NSDL and you will be redirected to e-Voting website of NSDL for casting your vote during the remote e-Voting period or joining virtual meeting & voting during the meeting.

Important note: Members who are unable to retrieve User ID/ Password are advised to use Forget User ID and Forget Password option available at abovementioned website.

Helpdesk for Individual Shareholders holding securities in demat mode for any technical issues related to login through Depository i.e. NSDL and CDSL.

Login type	Helpdesk details
Individual Shareholders holding securities in demat mode with NSDL	Members facing any technical issue in login can contact NSDL helpdesk by sending a request at evoting@nsdl.com or call at 022 - 4886 7000
Individual Shareholders holding securities in demat mode with CDSL	Members facing any technical issue in login can contact CDSL helpdesk by sending a request at helpdesk.evoting@cdslindia.com or contact at toll free no. 1800 22 55 33

B) Login Method for e-Voting and joining virtual meeting for shareholders other than Individual shareholders holding securities in demat mode and shareholders holding securities in physical mode.

How to Log-in to NSDL e-Voting website?

1. Visit the e-Voting website of NSDL. Open web browser by typing the following URL: <https://www.evoting.nsdl.com/> either on a Personal Computer or on a mobile.
2. Once the home page of e-Voting system is launched, click on the icon "Login" which is available under 'Shareholder/ Member' section.
3. A new screen will open. You will have to enter your User ID, your Password/OTP and a Verification Code as shown on the screen.

Alternatively, if you are registered for NSDL eservices i.e. IDEAS, you can log-in at <https://eservices.nsdl.com/> with your existing IDEAS login. Once you log-in to NSDL eservices after using your log-in credentials, click on e-Voting and you can proceed to Step 2 i.e. Cast your vote electronically.

4. Your User ID details are given below :

Manner of holding shares i.e. Demat (NSDL or CDSL) or Physical	Your User ID is:
a) For Members who hold shares in demat account with NSDL.	8 Character DP ID followed by 8 Digit Client ID For example if your DP ID is IN300*** and Client ID is 12***** then your user ID is IN300***12*****.
b) For Members who hold shares in demat account with CDSL.	16 Digit Beneficiary ID For example if your Beneficiary ID is 12***** then your user ID is 12*****.
c) For Members holding shares in Physical Form.	EVEN Number followed by Folio Number registered with the company For example if folio number is 001*** and EVEN is 101456 then user ID is 101456001***

5. Password details for shareholders other than Individual shareholders are given below:

- a) If you are already registered for e-Voting, then you can use your existing password to login and cast your vote.
- b) If you are using NSDL e-Voting system for the first time, you will need to retrieve the 'initial password' which was communicated to you. Once you retrieve your 'initial password', you need to enter the 'initial password' and the system will force you to change your password.
- c) How to retrieve your 'initial password'?
 - (i) If your email ID is registered in your demat account or with the company, your 'initial password' is communicated to you on your email ID. Trace the email sent to you from NSDL from your mailbox. Open the email and open the attachment i.e. a .pdf file. Open the .pdf file. The password to open the .pdf file is your 8 digit client ID for NSDL account, last 8 digits of client ID for CDSL account or

folio number for shares held in physical form. The .pdf file contains your 'User ID' and your 'initial password'.

- (ii) If your email ID is not registered, please follow steps mentioned below in **process for those shareholders whose email ids are not registered.**
6. If you are unable to retrieve or have not received the "Initial password" or have forgotten your password:
 - a) Click on "**Forgot User Details/Password?**" (If you are holding shares in your demat account with NSDL or CDSL) option available on www.evoting.nsdl.com.
 - b) **Physical User Reset Password?** (If you are holding shares in physical mode) option available on www.evoting.nsdl.com.
 - c) If you are still unable to get the password by aforesaid two options, you can send a request at evoting@nsdl.com mentioning your demat account number/folio number, your PAN, your name and your registered address etc.
 - d) Members can also use the OTP (One Time Password) based login for casting the votes on the e-Voting system of NSDL.
7. After entering your password, tick on Agree to "Terms and Conditions" by selecting on the check box.
8. Now, you will have to click on "Login" button.
9. After you click on the "Login" button, Home page of e-Voting will open.

Step 2: Cast your vote electronically and join General Meeting on NSDL e-Voting system.

How to cast your vote electronically and join General Meeting on NSDL e-Voting system?

1. After successful login at Step 1, you will be able to see all the companies "EVEN" in which you are holding shares and whose voting cycle and General Meeting is in active status.
2. Select "EVEN" of company for which you wish to cast your vote during the remote e-Voting period and casting your vote during the General Meeting. For joining virtual meeting, you need to click on "VC/OAVM" link placed under "Join Meeting".
3. Now you are ready for e-Voting as the Voting page opens.
4. Cast your vote by selecting appropriate options i.e. assent or dissent, verify/modify the number of shares for which you wish to cast your vote and click on "Submit" and also "Confirm" when prompted.
5. Upon confirmation, the message "Vote cast successfully" will be displayed.
6. You can also take the printout of the votes cast by you by clicking on the print option on the confirmation page.
7. Once you confirm your vote on the resolution, you will not be allowed to modify your vote.

General Guidelines for shareholders

1. Institutional shareholders (i.e. other than individuals, HUF, NRI etc.) are required to send scanned copy (PDF/JPG Format) of the relevant Board Resolution/ Authority letter etc. with attested specimen signature of the duly authorized signatory(ies) who are authorized

to vote, to the Scrutinizer by e-mail to jhr@jhrasso.com with a copy marked to evoting@nsdl.com. Institutional shareholders (i.e. other than individuals, HUF, NRI etc.) can also upload their Board Resolution / Power of Attorney / Authority Letter etc. by clicking on "Upload Board Resolution / Authority Letter" displayed under "e-Voting" tab in their login.

2. It is strongly recommended not to share your password with any other person and take utmost care to keep your password confidential. Login to the e-voting website will be disabled upon five unsuccessful attempts to key in the correct password. In such an event, you will need to go through the "**Forgot User Details/Password?**" or "**Physical User Reset Password?**" option available on www.evoting.nsdl.com to reset the password.
3. In case of any queries, you may refer the Frequently Asked Questions (FAQs) for Shareholders and e-voting user manual for Shareholders available at the download section of www.evoting.nsdl.com or call on.: 022 - 4886 7000 or send a request to Ms. Pallavi Mhatre, Manager, NSDL at evoting@nsdl.com

Process for those shareholders whose email ids are not registered with the depositories for procuring user id and password and registration of e mail ids for e-voting for the resolution set out in this notice:

1. In case shares are held in physical mode please provide Folio No., Name of shareholder, scanned copy of the share certificate (front and back), PAN (self attested scanned copy of PAN card), AADHAR (self attested scanned copy of Aadhar Card) by email to Registrar and Transfer Agents of the Company "MCS Share Transfer Agent Limited" at helpdesknum@mcsregistrars.com.
2. In case shares are held in demat mode, please provide DPID-CLID (16 digit DPID + CLID or 16 digit beneficiary ID), Name, client master or copy of Consolidated Account statement, PAN (self attested scanned copy of PAN card), AADHAR (self attested scanned copy of Aadhar Card) to Registrar and Transfer Agents of the Company "MCS Share Transfer Agent Limited" at helpdesknum@mcsregistrars.com. If you are an Individual shareholders holding securities in demat mode, you are requested to refer to the login method explained at **step 1 (A)** i.e. Login method for e-Voting for Individual shareholders holding securities in demat mode.
3. Alternatively shareholder/members may send a request to evoting@nsdl.com for procuring user id and password for e-voting by providing above mentioned documents.

THE INSTRUCTIONS FOR MEMBERS FOR e-VOTING ON THE DAY OF THE AGM ARE AS UNDER:-

1. The procedure for e-Voting on the day of the AGM is same as the instructions mentioned above for remote e-voting.
2. Only those Members/ shareholders, who will be present in the AGM through VC/OAVM facility and have not casted their vote on the Resolutions through remote e-Voting and are otherwise not barred from doing so, shall be eligible to vote through e-Voting system in the AGM.
3. Members who have voted through Remote e-Voting will be eligible to attend the AGM. However, they will not be eligible to vote at the AGM.
4. The details of the person who may be contacted for any grievances connected with the facility for e-Voting on the day of the AGM shall be the same person mentioned for Remote e-voting.

INSTRUCTIONS FOR MEMBERS FOR ATTENDING THE AGM THROUGH VC/OAVM ARE AS UNDER:

1. Member will be provided with a facility to attend the AGM through VC/OAVM through the NSDL e-Voting system. Members may access by following the steps mentioned above for **Access to NSDL e-Voting system**. After successful login, you can see link of "VC/OAVM link" placed under "Join meeting" menu against company name. You are requested to click on VC/OAVM link placed under Join General Meeting menu. The link for VC/OAVM will be available in Shareholder/Member login where the EVEN of Company will be displayed. Please note that the members who do not have the User ID and Password for e-Voting or have forgotten the User ID and Password may retrieve the same by following the remote e-Voting instructions mentioned in the notice to avoid last minute rush.
2. Members are encouraged to join the Meeting through Laptops for better experience.
3. Further Members will be required to allow Camera and use Internet with a good speed to avoid any disturbance during the meeting.
4. Please note that Participants Connecting from Mobile Devices or Tablets or through Laptop connecting via Mobile Hotspot may experience Audio/Video loss due to Fluctuation in their respective network. It is therefore recommended to use Stable Wi-Fi or LAN Connection to mitigate any kind of aforesaid glitches.
5. Shareholders who would like to express their views/have questions on accounts and Annual Report 2023-24 may send their questions/queries in advance mentioning their name demat account number/ folio number, email id, mobile number at ihpfinvest@yahoo.co.in at least seven (7) working days before the date of AGM .The same will be replied by the company suitably.
6. The Board of Directors has appointed Mr. J. H. Ranade Membership No.F 4317 & Certificate of Practice No.2520 or failing him Mr. Sohan J. Ranade Membership No. A 33416 & Certificate of Practice No.12520 or failing him Ms. Tejaswi P. Jogal, Membership No. A 29608 & Certificate of Practice No.14839 (any one of them),

Partners of JHR & Associates, Company Secretaries as the Scrutinizer to scrutinize the voting during the AGM and remote e-voting process in a fair and transparent manner.

7. Members who would like to express their views/ask questions as a speaker at the AGM may pre-register themselves by sending a request from their registered e-mail address mentioning their names, DP ID and Client ID/folio number, PAN and mobile number at ihpfinvest@yahoo.co.in between Wednesday, July 31, 2024 (9.00 a.m. IST) to Saturday, August 3, 2024 (5.00 p.m. IST). Only those Members who have preregistered themselves as a speaker will be allowed to express their views/ask questions during the AGM. The Company reserves its right to restrict the number of speakers depending on the availability of time for the AGM.
8. A person who is not a Member as on the cut-off date should treat this Notice of AGM for information purpose only.
9. Any person, who acquires shares of the Company and becomes a Member of the Company after sending of the Notice and holding shares as of the cut-off date, may obtain the login ID and password by sending a request at evoting@nsdl.com. However, if he/she is already registered with NSDL for remote e-voting then he/she can use his/her existing User ID and password for casting the vote.

For and on behalf of the Board of Directors,
For IHP Finvest Limited

Saishwar Dalvi
Company Secretary

Registered Office:

Construction House, 2nd Floor,
5, Walchand Hirachand Road,
Ballard Estate, Mumbai - 400 001.
CIN: U65920MH1996PLC103184

Date: 28th June, 2024

Details of the Directors seeking re-appointment at the 28th Annual General Meeting, as set out at Item No. 3 and 4 of this Notice, in terms of Secretarial Standard-2 on General Meetings is given below:

Name of the Director	Mr. Rajas R Doshi	Mr. Mayur R. Doshi
Age	72 Years	45 Years
Director Identification Number	00050594	00250358
Qualifications	B. E. Civil	B. E. (Electronics) from Mumbai University and M. S. in Computer Science from University of Southern California, Los Angeles, USA
Date of first appointment	09-10-1996	26-03-2008
Nature of expertise in specific functional areas	Business Management, Manufacturing, Construction Project Execution, Marketing and Sales.	Business Management, Manufacturing, Construction Project Execution, Marketing and Sales.
Terms and Conditions of Appointment / Re-appointment, including remuneration	As per Item 3 of the Notice, the approval of the Members is sought for his re-appointment as Director of the Company, liable to retire by rotation.	As per Item 4 of the Notice, the approval of the Members is sought for his re-appointment as Director of the Company, liable to retire by rotation.
Details of remuneration last drawn (FY 2023-24)	Sitting Fees: ₹ 1,75,000/-	Sitting Fees: ₹ 1,75,000/-
Number of meetings of the Board/ Committee attended during the year	Board Meetings: 5 (Five) Stakeholders' Relationship Committee meetings: 1 (One) Corporate Social Responsibility Committee : 1 (One)	Board Meetings: 5 (Five) Stakeholders' Relationship Committee meetings: 1 (One) Corporate Social Responsibility Committee : 1 (One)
Directorships held in Companies (including Foreign Companies and Private Companies)	1. The Indian Hume Pipe Company Limited (Listed) 2. IHP Finvest Limited 3. Ratanchand Investment Private Limited 4. Mobile Systems India Private Limited 5. Ratanchand Hirachand Foundation 6. Walchand Hirachand Foundation 7. Smt. Pramila Shantilal Shah Charity Foundation	1. The Indian Hume Pipe Company Limited (Listed) 2. IHP Finvest Limited 3. Ratanchand Investment Private Limited 4. Ratanchand Hirachand Foundation 5. Walchand Hirachand Foundation 6. Smt. Pramila Shantilal Shah Charity Foundation
Disclosure of Relationship between directors inter se	Mr. Rajas R. Doshi is relative of Mr. Mayur R. Doshi and Ms. Jyoti R. Doshi Directors of the Company.	Mr. Mayur R. Doshi is relative of Mr. Rajas R. Doshi and Ms. Jyoti R. Doshi, Directors of the Company.
Chairman / Member of Committees	1. The Indian Hume Pipe Co. Ltd. (Listed) - Member of Stakeholders' Relationship Committee - Chairman of Corporate Social Responsibility Committee - Chairman of Risk Management Committee - Member of Nomination & Remuneration Committee 2. IHP Finvest Limited - Chairman of Stakeholders' Relationship Committee - Chairman of Corporate Social Responsibility Committee 3. Ratanchand Investment Private Limited - Chairman of Corporate Social Responsibility Committee	1. The Indian Hume Pipe Co. Ltd. (Listed) - Member of Risk Management Committee 2. IHP Finvest Limited - Member of Stakeholders' Relationship Committee - Member of Corporate Social Responsibility Committee 3. Ratanchand Investment Private Limited - Member of Corporate Social Responsibility Committee
Number of Equity Shares held in the Company	33,873 shares (including shares held under Walchand Trust) (5.94%)	1,926 shares (0.34%)

BOARD'S REPORT

To,
The Members,

Your Directors are pleased to present to you the Twenty Eighth Annual Report on the operations of the Company, together with the Audited Financial Statements of Accounts, for the financial year ended 31st March, 2024.

FINANCIAL RESULT

	(₹ in Lakhs)	
	Standalone	
	Year ended 31.03.2024	Year ended 31.03.2023
Total Revenue	5,914.47	22,526.44
Profit Before Tax	458.09	1,567.30
Less:		
a) Current Tax	20.00	136.00
b) Provision for Earlier Year	0.06	-
c) Deferred Tax	(0.27)	(0.33)
Net Profit After Tax	438.30	1,431.63
Amount transferred to Special Reserve u/s 45-IC of RBI Act, 1934	87.66	287.00

OPERATIONS

During the financial year 2023-24, the gross income of the Company was ₹ 5,914.47 Lakhs as compared to ₹ 22,526.44 Lakhs for the financial year 2022-23. The profit after tax for the financial year 2023-24 was ₹ 438.30 Lakhs compared to ₹ 1,431.63 Lakhs for the financial year 2022-23.

The income of the Company during the year ended 31st March, 2024 comprised of dividend received from subsidiary Company as well as others, interest on investments on securities and profit on sale of investments and rent received on letting out of the office premises.

The Company also holds long-term investments.

DIVIDEND:

Your Directors are pleased to recommend a Dividend of ₹ 90/- per equity share on face value of ₹ 10/- each for the financial year ended 31st March, 2024 on paid-up share capital of the Company as against ₹ 80/- per equity share of face value of ₹ 10/- each for the previous financial year ended 31st March, 2023. The Dividend, subject to the approval of the Members at the 28th Annual General Meeting convened on 7th August, 2024 will be paid on or after 9th August, 2024 to those Members whose names appear in the Registered of Members as on the date of Book Closure i.e. Saturday, 27th July, 2024. The dividend of ₹ 90/- per share will amount to ₹ 512.80 lakhs.

TRANSFER TO RESERVES

Your Company proposes to transfer ₹ 87.66 Lakhs to Special Reserve under Section 45-IC of the RBI Act, 1934.

The Company do not propose to transfer any amount to General Reserve.

SUBSIDIARY COMPANY

The Company holds 3,56,04,145 equity shares of ₹ 2/- each in its subsidiary Company, i.e. The Indian Hume Pipe Company Limited for

financial year 2023-24. This represents the holding of 67.58% of the paid-up share capital of that Company. During the year under review, 36,69,985 equity shares in the subsidiary Company were acquired by Company through preferential issue on 19th June, 2023.

The Company has created total pledge on 1,16,94,995 equity shares of the value of Rs.187.50 crores held by the Company representing 22.20% of the paid up equity share capital of the Subsidiary Company in the name of M/s. SBICAP Trustee Company Limited, Security Trustee acting on behalf of consortium of Banks led by SBI as collateral security for substitution and release of 2nd charge of equitable mortgage on the Subsidiary Company's land at Vadgaon, Pune for securing working capital loans availed by the subsidiary Company. The Company is required to top-up the pledge of additional equity shares on quarterly basis, if the value of pledged shares falls below the value of Rs. 187.50 crores as per the methodology stipulated by the Security Trustee. The Subsidiary Company wishes to monetise by developing its land at Vadgaon Pune through a reputed Developer thereby it will benefit the Subsidiary Company as well as your Company in the form of higher dividend and higher valuation.

Ratanchand Investment Private Limited holds more than half of the nominal value of the paid-up equity share capital of your Company. Accordingly, your Company is a subsidiary Company of Ratanchand Investment Private Limited.

CONSOLIDATION OF FINANCIAL STATEMENTS OF THE COMPANY WITH THE FINANCIAL STATEMENTS OF ITS SUBSIDIARY, THE INDIAN HUME PIPE COMPANY LIMITED

As per the provisions of Section 129(3) of Companies Act, 2013, where a Company has one or more subsidiaries, it will, in addition to Standalone Financial Statements, have to also prepare a Consolidated Financial Statement of the Company and all its subsidiaries.

Since, The Indian Hume Pipe Company Limited is a subsidiary of the Company, the Consolidated Audited Financial Statements of both the

companies, have been given in the said report, along with the Standalone Audited Financial Statements of your Company.

A separate statement containing the salient features of the Financial Statement of The Indian Hume Pipe Company Limited in Form AOC-1 is annexed herewith as Annexure - 'A'.

DEPOSITS FROM PUBLIC

The Company has not invited and hence does not hold any deposits from the public at any time during the year or as at the end of the financial year.

DIRECTORS

In accordance with the provisions of Section 152 of Companies Act, 2013 and the Articles of Association of the Company, Mr. Rajas R. Doshi (DIN: 00050594) and Mr. Mayur R. Doshi (DIN: 00250358), Directors of the Company, retires by rotation at the ensuing Annual General Meeting of the Company and being eligible, offers themselves for re-appointment.

NUMBER OF MEETINGS OF BOARD AND COMMITTEE

During the financial year 2023-24, the Board of Directors met four times and the dates of the Board meetings were as under: -

(i) 25th April, 2023; (ii) 15th May, 2023; (iii) 29th June, 2023; (iv) 19th October, 2023 and (v) 8th February, 2024.

The maximum time gap between any two consecutive meetings did not exceed one hundred and twenty days.

Names of Directors and their attendance at the Board meetings held during the year are as follows:

Name of the Director	Number of Boards meetings attended
Mr. Rajas R. Doshi	5
Ms. Jyoti R. Doshi	5
Mr. Mayur R. Doshi	5
Mr. Rameshwar D. Sarada	5
Mr. P. R. Bhat	5

Similarly, during the financial year 2023-24, the Stakeholders' Relationship Committee met on 19th October, 2023. It was attended by all the members of the Committee i.e. Mr. Rajas R. Doshi, Mr. Mayur R. Doshi and Mr. P. R. Bhat.

PARTICULARS OF LOANS, GUARANTEES AND INVESTMENTS

During the financial year 2023-24, the Company has neither extended any loans nor given any guarantees for any loans.

Details of Investments under the provisions of Section 186 of the Companies Act, 2013 are given in the Financial Statements.

RELATED PARTY TRANSACTIONS

During the financial year 2023-24, the transactions with related parties were in the ordinary course of business and on an arms' length basis and in accordance with the provisions of the Companies Act, 2013. During the financial year 2023-24, there were no transactions with related parties which were material transactions. Accordingly disclosure of particulars of contracts/arrangements in Form AOC-2 pursuant to Section 134(3) (h) of the Companies Act, 2013 read with Rule 8(2) of the Companies (Accounts) Rules, 2014 is not applicable.

The Company has created total pledge on 1,16,94,995 equity shares of the value of Rs.187.50 crores held by the Company representing 22.20% of the paid up equity share capital of the Subsidiary Company in the name of M/s. SBICAP Trustee Company Limited, Security Trustee acting on behalf of consortium of Banks led by SBI as collateral security for working capital loans availed by subsidiary company in substitution and release of 2nd charge on the subsidiary's land at Vadgaon, Pune for the development of Vadgaon land of the subsidiary.

The details of the related party transactions are set out in Note No. 30 to the Standalone Audited Financial Statements forming part of this Annual Report.

MATERIAL CHANGES AND COMMITMENTS, IF ANY, AFFECTING THE FINANCIAL POSITION OF THE COMPANY

There are no material changes and commitments occurred between the end of the financial year of the Company to which the financial statements relate and the date of this report, which may affect the financial position of the Company.

CHANGE IN THE NATURE OF BUSINESS, IF ANY

There is no change in the nature of business during the year under review.

SIGNIFICANT MATERIAL ORDERS PASSED BY THE REGULATORS / COURTS / TRIBUNALS, IF ANY

There are no significant material orders passed by the Regulators/Courts/Tribunals which would impact the going concern status of your Company and its future operations.

INTERNAL FINANCIAL CONTROLS

The Company has in place adequate internal financial controls with reference to financial statements.

PARTICULARS REGARDING CONSERVATION OF ENERGY, TECHNOLOGY ABSORPTION AND FOREIGN EXCHANGE EARNING AND OUTGO

Additional information on conservation of energy and technology absorption as required to be disclosed in terms of Section 134(3)(m) of the Companies Act, 2013, read with the Rule 8(3) of Companies (Accounts) Rules, 2014 is not applicable to the Company as it is a non - manufacturing Company.

During the year under review, your Company has neither earned nor spent any amounts in foreign currency.

CORPORATE SOCIAL RESPONSIBILITY:

In accordance with Section 135 of the Companies Act, 2013 (the Act), the Board of Directors of the Company had constituted Corporate Social Responsibility Committee (CSR Committee) comprising of Mr. Rajas R. Doshi and Mr. Mayur R. Doshi, Directors of the Company, as members of the Committee. As per section of 135 of the Act, a company meeting the applicability threshold, needs to spend at least 2% of its average net profit for the immediately preceding three financial years (calculated in accordance with the provisions of Section 198 of the Act) on corporate social responsibility (CSR) activities/programs in terms of its CSR policy and Schedule VII of the Act.

During the financial year 2023-24, CSR Committee met on 30th August, 2023. It was attended by all the members of the Committee i.e. Mr. Rajas R. Doshi and Mr. Mayur R. Doshi.

In accordance with Section 135 of the Act, Rules thereunder and Schedule VII during the financial year 2023-24 the Company had undertaken CSR

activities and incurred CSR expenditure and donated/spent ₹ 4,00,000/- out of the committed CSR obligations of ₹3,97,370/-.

The report on CSR activities and CSR expenditure incurred by the Company during the financial year 2023-24 are set out in "Annexure B" and forms part of the Board's Report.

During the financial year 2023-24, the CSR activities/projects undertaken directly by the Company are as under:

1. Donated 5 Microscope Binocular - Lx -400 with Extra Lens worth ₹ 4,00,000/- to Pathology Department of Navi Mumbai Municipal Corporation (NMMC) Hospital, Vashi, Navi Mumbai. These Binoculars have been installed and put to use at Pathology Laboratory, NMMC Hospital, Vashi, Navi Mumbai. With these 5 Microscope Binocular Pathology Laboratory can able to do approximately 1000 plus patients biochemistry and haematology tests per day at OPD and IPD Patients. NMMC Hospital provides free of cost pathology investigations services to needy and poor patients.



5 Microscope Binocular - Lx-400 with Extra Lens at Navi Mumbai Municipal Corporation (NMMC) Hospital, Vashi, Navi Mumbai

RISK MANAGEMENT SYSTEM

The Company has a system of identifying, monitoring and mitigation of risks.

PARTICULARS OF EMPLOYEES

The Company has no employee requiring disclosure under Rule 5(2) of Companies (Appointment and Remuneration of Managerial Personnel) Rules, 2014.

STATUTORY AUDITORS

The Members of the Company had at the 27th Annual General Meeting (AGM) held on 8th August, 2023 appointed M/s. K. S. Aiyar & Co., Chartered Accountants, Mumbai, bearing ICAI Firm Registration No.100186W, as Statutory Auditors of the Company to hold office for a term of five (5) consecutive years commencing from the conclusion of 27th Annual General Meeting (AGM) till the conclusion of 32nd Annual General Meeting of the Company to be held in the year 2028. The Auditor's Report on the financial statements (Standalone and Consolidated) for the financial year 31st March, 2024 does not contain any qualification, reservation or adverse remark. During the financial year 2023-24 the Auditors had not reported any matter u/s 143 (12) of the Act, therefore no details are required to be disclosed u/s 134 (3) (ca) of the Act.

DIRECTORS' RESPONSIBILITY STATEMENT

As required under Section 134 of the Companies Act, 2013, the Board of Directors hereby state that:-

- a) In the preparation of the Annual Accounts for the financial year ended 31st March, 2024, the applicable Accounting Standards and Schedule III of the Companies Act, 2013 have been followed along with proper explanations relating to material departures, if any;
- b) appropriate accounting policies have been selected and applied them consistently and made judgments and estimates that are reasonable and prudent, so as to give a true and fair view of the state of affairs of the Company as at 31st March, 2024 and of the profit of the Company for the year ended on that date;
- c) proper and sufficient care has been taken for the maintenance of adequate accounting records in accordance with the provisions of the Companies Act, 2013 for safeguarding the assets of the Company and for preventing and detecting fraud and other irregularities;
- d) The Annual Accounts for the financial year ended 31st March, 2024 have been prepared on a going concern basis; and
- e) proper systems have been devised to ensure compliance with the provisions of all the applicable laws and that such systems were adequate and operating effectively.

REPORT ON THE PERFORMANCE AND FINANCIAL POSITION OF THE SUBSIDIARY COMPANY

The Indian Hume Pipe Company Limited is a subsidiary company, which is in the business of manufacturing, laying and jointing of pipelines of various pipe materials such as RCC pipes, Steel pipes, Prestressed Concrete pipes, Penstock pipes, Bar Wrapped Steel Cylinder pipes (BWSC), Prestressed Concrete Cylinder pipes (PCCP) etc., providing infrastructure facility and development for drinking water supply projects, irrigation projects, Hydro Electric Projects, Sanitation and Sewerage Systems. For over three decades as a part of nation building, The Indian Hume Pipe Company Limited has also been undertaking infrastructure development programmes by way of executing on turnkey basis the combined water supply projects i.e. undertaking the complete job of water supply from source to distribution centres which apart from manufacturing, laying and jointing of pipelines includes construction of intake wells, water sumps, water treatment plants, water pumping stations, installation of pumping machineries, electro-mechanical works, branch mains, ground level reservoirs, elevated reservoirs, leading to executions of complete systems for water supply to various towns and villages of India.

The report on performance and financial position of the subsidiary company i.e. The Indian Hume Pipe Company Limited for financial year ended 31st March, 2024 has been given in Form AOC-1 as Annexure - 'A'.

EXTRACT OF ANNUAL RETURN

The Company does not have any website, requirement of placing annual return on website is not applicable.

PREVENTION OF SEXUAL HARASSMENT AT WORK PLACE

There are no women employees during the year under review. Therefore, constitution of Internal Complaints Committee under the Sexual Harassment of Women at Workplace (Prevention, Prohibition and Redressal) Act, 2013 is not applicable.

TRANSFER TO INVESTOR EDUCATION AND PROTECTION FUND (IEPF)

During the year under review, the Company has transferred a sum of ₹ 17,57,268/- along with 686 Equity shares of ₹ 10/- each to

Investor Education and Protection Fund (IEPF), in compliance with the provisions of Section 125 and 124 of the Companies Act, 2013 and the Rules thereunder. The said amount represents unclaimed dividend for the financial year 2015-16 and Shares for the financial year 2015-16 in respect of which dividend has not been claimed for seven consecutive years from the date they became due for payment.

NODAL OFFICER

Mr. Saishwar Dnyaneshwar Dalvi, Company Secretary the Nodal Officer for the purpose of verification of claims filed with the Company in terms of IEPF Rules and for co-ordination with the IEPF Authority.

SHARE CAPITAL

The paid up Equity Share Capital as at 31st March, 2024 stood at Rs.56,97,820/- During the year under review, the Company did not issue any Equity Shares and there has been no change in the capital structure of the Company.

GENERAL

Your Directors state that no disclosure or reporting is required in respect of the following items as there were no transactions on these items during the year under review:

1. Issue of equity shares with differential rights as to dividend, voting or otherwise.
2. Issue of shares (including sweat equity shares) to employees of the Company. The Company does not have ESOS / ESOP Scheme for its employees/Directors.
3. No fraud has been reported by the auditors to the Board.
4. The Company does not have any scheme or provision of money for the purchase of its own shares by employees / Directors or by trustees for the benefit of the employees or Directors.

5. There were no proceedings initiated/pending against your Company under the Insolvency and Bankruptcy Code, 2016 which materially impact the business of the Company.
6. There were no instances where your Company required the valuation for one time settlement or while taking the loan from the Banks or Financial institutions.

SECRETARIAL STANDARDS

Applicable Secretarial Standards have been followed by the Company.

ACKNOWLEDGEMENTS

Your Directors record their gratitude to the Shareholders, Bankers, Government Departments and all other Stakeholders for their continued support and co-operation during the year.

Your Directors also wish to place on record their appreciation of the services rendered by the employees of the Company.

Wishing you all good health, wealth and prosperity.

For and on behalf of the Board of Directors
IHP Finvest Limited

Rajas R. Doshi
Chairman
DIN:00050594

Registered Office:

Construction House, 2nd Floor,
5, Walchand Hirachand Road,
Ballard Estate, Mumbai - 400 001.

Date: 28th June, 2024

ANNEXURE – ‘A’ TO THE BOARD’S REPORT

FORM AOC-1

Statement containing salient features of the financial statement of subsidiaries/associate companies/joint ventures

[Pursuant to first proviso to sub-section (3) of Section 129 read with Rule 5 of Companies (Accounts) Rules, 2014]

Part “A”: Subsidiaries

(Information in respect of each subsidiary to be presented with amounts in ₹ Lakhs)

1.	Sr. No.	:	01
2.	Name of the subsidiary	:	The Indian Hume Pipe Company Limited
3.	Reporting period for the subsidiary concerned, if different from the holding company's reporting period	:	01-04-2023 to 31-03-2024
4.	Reporting currency and Exchange rate as on the last date of the relevant Financial year in the case of foreign subsidiaries	:	N.A.
5.	Share Capital	:	₹ 1,053.64 Lakhs
6.	Reserves and surplus	:	₹ 81,872.16 Lakhs
7.	Total assets	:	₹ 2,08,097.89 Lakhs
8.	Total liabilities	:	₹ 1,25,172.09 Lakhs
9.	Investments	:	₹ 7,629.04 Lakh
10.	Turnover	:	₹ 1,38,863.19 Lakhs
11.	Profit before taxation	:	₹ 10,349.38 Lakhs
12.	Provision for taxation	:	₹ 2,586.60 Lakhs
13.	Profit after taxation	:	₹ 7,762.78 Lakhs
14.	Proposed dividend	:	₹ 790.23 Lakhs
15.	% of shareholding	:	67.58%
Notes:	i. Names of subsidiaries which are yet to commence operations	:	NONE
	ii. Names of subsidiaries which have been liquidated or sold during the year	:	NONE

PART “B”: ASSOCIATES AND JOINT VENTURES

Statement pursuant to Section 129(3) of the Companies Act, 2013 related to Associate Companies and Joint Ventures:

	Name of Associates/Joint Ventures	Name
1.	Latest audited Balance Sheet Date	NONE
2.	Shares of Associate/Joint Ventures held by the company on the year end	
	No.	
	Amount of Investment in Associates/Joint Venture	
	Extend of Holding %	
3.	Description of how there is significant influence.	
4.	Reason why the associate/joint venture is not consolidated	
5.	Net worth attributable to Shareholding as per latest audited Balance Sheet	
6.	Profit/Loss for the year	
	(i) Considered in Consolidation	
	(ii) Not considered in consolidation	
Notes:	i. Names of associates or joint ventures which are yet to commence operations	NONE
	ii. Names of associates or joint ventures which have been liquidated or sold during the year	NONE

For and on behalf of the Board of Directors
IHP Finvest Limited

RAJAS R. DOSHI
Chairman
DIN: 00050594

Place : Mumbai

Date : 28th June, 2024

ANNEXURE-“B”

REPORTING OF CORPORATE SOCIAL RESPONSIBILITY (CSR) ACTIVITIES

- 1) Brief outline on CSR Policy of the Company –

The Company's CSR Policy aims at implementing its CSR activities in accordance with Section 135 of the Companies Act, 2013 and rules thereunder read with Schedule VII. The CSR committee shall periodically review the implementation of CSR Policy.

The areas for CSR activities undertaken by the Company are health, medical and education grants etc.

- 2) Composition of CSR Committee

Sr. No.	Name of Director	Name of Director Designation / Nature of Directorship	Number of meeting(s) of CSR Committee held during the year	Number of meeting(s) of CSR Committee attended during the year
1	Mr. Rajas R. Doshi	Chairman	1	1
2	Mr. Mayur R. Doshi	Director	1	1

- 3) Provide the web-link where Composition of CSR committee, CSR Policy and CSR projects approved by the board are disclosed on the website of the company. N.A.
- 4) Provide the executive summary along with web-link(s) of Impact Assessment of CSR Projects carried out in pursuance of sub-rule (3) of rule 8 of the Companies (Corporate Social Responsibility Policy) Rules, 2014, if applicable (attach the report). N.A.
- 5) (a) Average net profit of the company as per sub-section (5) of section 135: Rs.1,98,68,500/-
 (b) Two percent of average net profit of the company as per sub-section (5) of section 135:Rs.3,97,370/-
 (c) Surplus arising out of the CSR projects, programmes, or activities of the previous financial years: Nil
 (d) Amount required to be set off for the financial year, if any: Nil
 (e) Total CSR obligation for the financial year [(b) + (c) - (d)]:Rs.3,97,370/-
- 6) (a) Amount spent on CSR Projects (both Ongoing Project other than Ongoing Project) for the financial year ended 2023-24. Rs.4,00,000/-

Sr. No.	Name of the Project	Item from the list of activities in schedule VII of the Act	Local area (Yes/ No)	Location of the project		Amount spent for the project (in Rs.)	Mode of implementation Direct (Yes/No)	Mode of implementation - Through implementing agency.	
				State	District			Name	CSR Registration Number
1	Health medical aid	5 Microscope Binocular - Lx -400 with Extra Lens to Pathology Department of Navi Mumbai Municipal Corporation (NMMC) Hospital, Vashi, Navi Mumbai.	Yes	Maharashtra	Thane	4,00,000	Yes	N.A.	N.A.

- (b) Amount spent in Administrative Overheads: Nil
- (c) Amount spent on Impact Assessment, if applicable: N.A.
- (d) Total amount spent for the Financial Year [(a) + (b) + (c)]: Rs.4,00,000/-
- (e) CSR amount spent or unspent for the financial year 2023-24.

Total Amount Spent for the Financial Year. (in ₹)	Amount Unspent (in ₹)				
	Total Amount transferred to Unspent CSR Account as per Section 135(6).		Amount transferred to any fund specified under Schedule VII as per second proviso to Section 135(5).		
	Amount	Date of transfer	Name of the fund	Amount	Date of transfer
₹ 4,00,000/-	Nil	Nil	Nil	Nil	Nil

(f) Excess amount for set off, if any. Nil

Sr. No.	Particular	Amount (in ₹)
(i)	Two percent of average net profit of the company as per sub-section (5) of section 135	₹ 3,97,370/-
(ii)	Total amount spent for the Financial Year	₹ 4,00,000/-
(iii)	Excess amount spent for the financial year [(ii)-(i)]	₹ 2,630/-
(iv)	Surplus arising out of the CSR projects or programmes or activities of the previous financial years, if any	Nil
(v)	Amount available for set off in succeeding financial years [(iii)-(iv)]	₹ 2,630/-

7) Details of Unspent Corporate Social Responsibility amount for the preceding three Financial Years:

Sl. No.	Preceding Financial Year	Amount transferred to Unspent CSR Account under sub-section (6) of section 135 (in ₹)	Balance Amount in Unspent CSR Account under sub-section (6) of section 135 (in ₹)	Amount Spent in the Financial Year ((in ₹)	Amount transferred to a Fund as specified under Schedule VII as per second proviso to sub-section (5) of section 135, if any		Amount remaining to be spent in succeeding Financial years (in ₹)	Deficiency, if any
					Amount (in ₹)	Date of Transfer		
1	FY- 2020-21	--	--	--	--	--	--	--
2	FY-2021-22	--	--	--	--	--	--	--
3	FY-2022-23	--	--	--	--	--	--	--

8) Whether any capital assets have been created or acquired through Corporate Social Responsibility amount spent in the Financial Year : N.A.

9) Specify the reason(s), if the company has failed to spend two per cent of the average net profit as per section 135(5). N.A.

**For and on behalf of the Board of Directors
IHP Finvest Limited**

Rajas R. Doshi
Chairman & Chairman of CSR Committee
DIN:00050594

Date : 28th June, 2024
Place : Mumbai

INDEPENDENT AUDITOR'S REPORT

**To the Members of
IHP Finvest Limited**

Report on the Audit of Standalone Financial Statements

Opinion

We have audited the accompanying financial statements of **IHP Finvest Limited** ('the Company'), which comprise the Balance Sheet as at March 31, 2024, the Statement of Profit and Loss, Statement of Cash Flows for the year then ended, and notes to financial statements, including a summary of the significant accounting policies and other explanatory information.

In our opinion and to the best of our information and according to the explanations given to us, the aforesaid financial statements give the information required by the Companies Act, 2013 ('the Act') in the manner so required and give a true and fair view in conformity with the accounting principles generally accepted in India, of the state of affairs of the Company as at March 31, 2024, and its profit and its cash flows for the year ended on that date.

Basis of Opinion

We conducted our audit in accordance with the Standards on Auditing (SAs) specified under Section 143(10) of the Act. Our responsibilities under those Standards are further described in the Auditor's Responsibilities for the Audit of the Financial Statements section of our report. We are independent of the Company in accordance with the Code of Ethics issued by the Institute of Chartered Accountants of India together with the ethical requirements that are relevant to our audit of the financial statements under the provisions of the Companies Act, 2013 and the Rules thereunder, and we have fulfilled our other ethical responsibilities in accordance with these requirements and the Code of Ethics. We believe that the audit evidence we have obtained is sufficient and appropriate to provide a basis for our opinion.

Information Other than the Financial Statements and Auditor's Report Thereon

The Company's Board of Directors is responsible for the other information. The other information comprises the information included in the Board of Directors report but does not include the financial statements and our auditor's report thereon.

Our opinion on the financial statements does not cover the other information and we do not express any form of assurance conclusion thereon.

In connection with our audit of the financial statements, our responsibility is to read the other information and, in doing so, consider whether the other information is materially inconsistent with the financial statements or our knowledge obtained in the audit or otherwise appears to be materially misstated. If, based on the work we have performed, we conclude that there is a material misstatement of this other information, we are required to report that fact. We have nothing to report in this regard.

Responsibilities of the Management for the Financial Statements

The Company's Board of Directors is responsible for the matters stated in Section 134 (5) of the Companies Act, 2013 ('the Act') with respect to the preparation of these financial statements that give a true and fair view of the financial position, financial performance and cash flows of the Company in accordance with the accounting principles generally accepted in India, specified under Section 133 of the Act read with the rules made thereunder. This responsibility also includes maintenance of adequate accounting records in accordance with the provisions of the Act for safeguarding the assets of the Company and for preventing and detecting frauds and other irregularities; selection and application of appropriate accounting policies; making judgments and estimates that are reasonable and prudent; and design, implementation and maintenance of adequate internal financial controls, that were operating effectively for ensuring the accuracy and completeness of the accounting records, relevant to the preparation and presentation of the financial statements that give a true and fair view and are free from material misstatement, whether due to fraud or error.

In preparing the financial statements, the Board of Directors is responsible for assessing the Company's ability to continue as a going concern, disclosing, as applicable, matters related to going concern and using the going concern basis of accounting unless the Board of Directors either intends to liquidate the Company or to cease operations, or has no realistic alternative but to do so.

The Board of Directors are responsible for overseeing the Company's financial reporting process.

Auditor's Responsibilities for the Audit of the Financial Statements

Our objectives are to obtain reasonable assurance about whether the financial statements as a whole are free from material misstatement, whether due to fraud or error, and to issue an auditor's report that includes our opinion. Reasonable assurance is a high level of assurance but is not a guarantee that an audit conducted in accordance with SAs will always detect a material misstatement when it exists. Misstatements can arise from fraud or error and are considered material if, individually or in the aggregate, they could reasonably be expected to influence the economic decisions of users taken on the basis of these financial statements.

As part of an audit in accordance with SAs, we exercise professional judgment and maintain professional scepticism throughout the audit. We also:

- Identify and assess the risks of material misstatement of the financial statements, whether due to fraud or error, design and perform audit procedures responsive to those risks, and obtain audit evidence that is sufficient and appropriate to provide a basis for our opinion. The risk of not detecting a material misstatement resulting from fraud is higher than for one resulting from error, as fraud may involve collusion, forgery, intentional omissions, misrepresentations, or the override of internal control.

- Obtain an understanding of internal financial controls relevant to the audit in order to design audit procedures that are appropriate in the circumstances. Under section 143(3)(i) of the Companies Act, 2013, we are also responsible for expressing our opinion on whether the company has internal financial controls with reference to financial statements in place and the operating effectiveness of such controls.
- Evaluate the appropriateness of accounting policies used and the reasonableness of accounting estimates and related disclosures made by management.
- Conclude on the appropriateness of management's use of the going concern basis of accounting and, based on the audit evidence obtained, whether a material uncertainty exists related to events or conditions that may cast significant doubt on the Company's ability to continue as a going concern. If we conclude that a material uncertainty exists, we are required to draw attention in our auditor's report to the related disclosures in the financial statements or, if such disclosures are inadequate, to modify our opinion. Our conclusions are based on the audit evidence obtained up to the date of our auditor's report. However, future events or conditions may cause the Company to cease to continue as a going concern.
- Evaluate the overall presentation, structure and content of the financial statements, including the disclosures, and whether the financial statements represent the underlying transactions and events in a manner that achieves fair presentation.

Materiality is the magnitude of the misstatements in the financial statements that, individually or aggregate, makes it probable that the economic decisions of a reasonably knowledgeable user of the financial statements may be influenced. We consider quantitative materiality and qualitative factors in (i) planning of the scope of our audit work and evaluating the results of our work; and (ii) to evaluate the effect of any identified misstatement in the financial statements.

We communicate with those charged with governance regarding, among other matters, the planned scope and timing of the audit and significant audit findings, including any significant deficiencies in internal control that we identify during our audit.

We also provide those charged with governance with a statement that we have complied with relevant ethical requirements regarding independence, and to communicate with them all relationships and other matters that may reasonably be thought to bear on our independence, and where applicable, related safeguards.

Report on Other Legal and Regulatory Requirements

1. As required by the Companies (Auditor's Report) Order, 2020 ("the Order") issued by the Government of India – Ministry of Corporate Affairs, in terms of sub-section (11) of section 143 of the Act, we enclose in the annexure 'A' a statement on the matters specified in paragraphs 3 and 4 of the said Order, to the extent applicable.
2. As required by Section 143 (3) of the Act, we report that:
 - (a) We have sought and obtained all the information and explanations which to the best of our knowledge and belief were necessary for the purposes of our audit.
 - (b) In our opinion, proper books of account as required by law have been kept by the Company so far as it appears from our examination of those books.
 - (c) The Balance Sheet, the Statement of Profit and Loss and the Statement of Cash Flows dealt with by this Report are in agreement with the books of account.
 - (d) In our opinion, the aforesaid financial statements comply with the Accounting Standards specified under Section 133 of the Act.
 - (e) On the basis of the written representations received from the directors as on March 31, 2024, taken on record by the Board of Directors, none of the directors is disqualified as on March 31, 2024, from being appointed as a director in terms of Section 164 (2) of the Act.
 - (f) With respect to the adequacy of the internal financial controls over financial reporting of the Company and the operating effectiveness of such controls, refer to our separate Report in "Annexure B".
 - (g) With respect to the other matters to be included in the Auditor's Report in accordance with the requirements of section 197(16) of the Act, as amended:

In our opinion and to the best of our information and according to the explanations given to us, no remuneration is paid by the Company to its directors during the year.
 - (h) With respect to the other matters to be included in the Auditor's Report in accordance with Rule 11 of the Companies (Audit and Auditors) Rules, 2014, in our opinion and to the best of our information and according to the explanations given to us:
 - (i) the Company has disclosed the impact of pending litigations on its financial position in its financial statements – refer note 22 and 25 to the financial statements;
 - (ii) The Company has made provisions, as required under the applicable law or accounting standards, for material foreseeable losses, if any on long term contracts. The Company does not have any derivative contracts.
 - (iii) There has been no delay in transferring amounts, required to be transferred, to the Investor Education and Protection Fund by the Company.
 - (iv) (a) The Management has represented that, to the best of its knowledge and belief, as disclosed in the notes to the financial statements,

no funds have been advanced or loaned or invested (either from borrowed funds or share premium or any other sources or kind of funds) by the Company to or in any other persons or entities, including foreign entities ("Intermediaries"), with the understanding, whether recorded in writing or otherwise, that the Intermediary shall, directly or indirectly lend or invest in other persons or entities identified in any manner whatsoever by or on behalf of the Company ("Ultimate Beneficiaries") or provide any guarantee, security or the like on behalf of the Ultimate Beneficiaries.

- (b) The Management has represented, that, to the best of its knowledge and belief, as disclosed in the notes to financial statements, no funds have been received by the Company from any persons or entities, including foreign entities ("Funding Parties"), with the understanding, whether recorded in writing or otherwise, that the company shall, whether, directly or indirectly, lend or invest in other persons or entities identified in any manner whatsoever by or on behalf of the Funding Party ("Ultimate Beneficiaries") or provide any guarantee, security or the like on behalf of the Ultimate Beneficiaries; and
- (c) In our opinion and based on the audit procedures we have considered reasonable and appropriate in the circumstances, nothing has come to our notice that has caused us to believe that the representations under sub-clause (i) and (ii) of Rule 11(e), as provided under (a) and (b) above, contain any material misstatement.
- (v) (a) The final dividend proposed in the previous year, declared and paid by the Company during the year is in accordance with Section 123 of the Act.
- (b) The Board of Directors of the Company have proposed final dividend for the year which is subject to the approval of the members at the ensuing Annual General Meeting. The amount of dividend proposed is in accordance with section 123 of the Act, as applicable.
- (vi) Based on our examination which included test checks, the Company has used accounting software for maintaining its books of account which have a feature of recording audit trail (edit log) facility and the same has operated throughout the year for all relevant transactions recorded in the software. Further, during the course of our audit, we did not come across any instance of audit trail feature being tampered with.

As proviso to rule 3(1) of the companies (Accounts) Rules, 2014 is applicable from April 1, 2023, reporting under Rule 11(g) of the Companies (Audit and Auditors) Rules 2014 on preservation of audit trail as per the statutory requirements for record retention is not applicable for the year ended March 31, 2024.

For K. S. Aiyar & Co.
Chartered Accountants
ICAI Firm Registration No. 100186W

Sachin A. Negandhi
Partner
Membership No: 112888
UDIN: 24112888BKBIUZ5652

Place : Mumbai
Date : June 28, 2024

ANNEXURE TO THE AUDITOR'S REPORT

(Referred to in paragraph 1 under the heading 'Report on Other Legal and Regulatory Requirements' of our Report of even date on the financial statements for the year ended on March 31, 2024, of **IHP Finvest Limited**)

- (i) (a) (A) The Company has maintained proper records showing full particulars including quantitative details and situation of Property, Plant and Equipment.
(B) The Company has maintained proper records showing full particulars of Intangible assets.
- (b) The Property, Plant and Equipment have been physically verified by the management during the year and in our opinion, the frequency of verification is reasonable having regard to the size of the Company and the nature of its assets. No material discrepancies were noticed on such verification.
- (c) According to the information and explanations given to us and on the basis of our examination of the records of the Company, the matter relating to the vesting of legal rights in favor of the Company is subjudice in the City Civil Court, Mumbai. We are unable, therefore to verify whether the said leasehold rights in respect of leasehold land & building are in the name of the Company. (Also refer note 8 to the standalone financial statements.)
- (d) The Company has not revalued any of its Property, Plant and Equipment or intangible assets. Accordingly, provisions of clause 3(i)(d) are not applicable.
- (e) According to the information and explanations given to us, no proceedings have been initiated during the year or are pending against the Company as at March 31, 2024 for holding any benami property under the Benami Transactions (Prohibition) Act, 1988 (as amended in 2016) and rules made thereunder.
- (ii) (a) Considering the nature of business of the Company, clause 3 (ii)(a) of the Order regarding inventory is not applicable for the year.
- (b) The Company has not been sanctioned working capital limits in excess of five crore rupees at any time during the year. Accordingly, provisions of clause 3(ii)(b) of the Order is not applicable
- (iii) The Company has made investments in companies, during the year, in respect of which:
 - (a) The Company has not granted or provided any advances in the nature of loans, nor stood guarantee or provided security to any other entity during the year. Hence reporting under clause 3(iii)(a) of the Order is not applicable.
 - (b) In our opinion, investments made by the Company in its subsidiary company are, prima facie, not prejudicial to the Company's interest.
The Company has not provided any guarantees, given any security and granted loans and advances in the nature of loans and guarantees.
 - (c) The Company has not granted loans and advances in the nature of loans. Accordingly provisions of clause 3(iii)(c) to 3(iii)(f) are not applicable.
- (iv) The Company has complied with the provisions of Sections 185 and 186 of the Companies Act, 2013 in respect of investments made, as applicable. As informed, the Company has not advanced any loans or given any guarantees and securities.
- (v) The Company has not accepted any deposits from the public to which the provisions of section 73 to 76 or any other relevant provisions of the Companies Act, 2013 and the Companies (Acceptance of Deposit) Rules 2014 apply. No order has been passed by the Company Law Board, National Law Tribunal or Reserve Bank of India or any other court or any other tribunal.
- (vi) According to the information and explanations given to us, the Company is not required to maintain cost records under sub-section (1) of section 148 of the Companies Act, 2013. Accordingly, reporting under clause (vi) of the Order is not applicable to the Company.
- (vii) (a) According to the records of the Company, it is generally regular in depositing undisputed statutory dues including Goods and Services Tax, provident fund, employees' state insurance, income-tax, sales-tax, service tax, duty of customs, duty of excise, value added tax, cess and any other material statutory dues to the appropriate authorities.
According to the information and explanations given to us, no undisputed amounts payable in respect of above which were outstanding, as at March 31, 2024, for a period of more than six months from the date on which they became payable.
- (b) According to the information and explanations given to us, there are no dues of income tax, goods and services tax, duty of customs, cess and other material statutory dues applicable to the Company which have not been deposited on account of any dispute.
- (viii) According to the information and explanations given to us there are no unrecorded transactions in the books of account which have been surrendered or disclosed as income during the year in the tax assessments under the Income Tax Act, 1961 (43 of 1961).
- (ix) (a) The Company has not taken any loans or other borrowings from any lender. Hence reporting under clause 3(ix)(a) of the Order is not applicable.
- (b) The Company is not declared as a wilful defaulter by any bank or financial institution or other lender.
- (c) The Company has not taken any term loan during the year and there are no outstanding term loans at the beginning of the year and accordingly, reporting under clause 3(ix)(c) of the Order is not applicable.

- (d) According to the information and explanations given to us and on an overall examination of the balance sheet of the Company, we report that the no funds raised on short-term basis have been used for long-term purposes.
- (e) According to the information and explanations given to us, the Company has not taken any funds from any entity or person on account of or to meet the obligations of its subsidiaries, associates or joint ventures.
- (f) According to the information and explanations given to us, the Company has not raised any loans during the year on the pledge of securities held in its subsidiaries, joint ventures or associate companies.
- (x) (a) The Company has not raised any moneys by way of initial public offer or further public offer (including debt instruments) during the year and accordingly, reporting under clause 3(x)(a) of the Order is not applicable.
- (b) The Company has not made any preferential allotment or private placement of shares or convertible debentures (fully, partially or optionally convertible) during the year and accordingly reporting under clause 3(x)(b) of the Order is not applicable.
- (xi) (a) According to the information and explanations furnished by the management, which have been relied upon by us, there were no frauds by the Company or on the Company noticed or reported during the year.
- (b) No report under sub-section (12) of section 143 of the Companies Act has been filed in Form ADT-4 as prescribed under rule 13 of Companies (Audit and Auditors) Rules, 2014 with the Central Government, during the year and upto the date of this report.
- (c) According to the information and explanations furnished by the management, which have been relied upon by us, there were no whistle blower complaints received during the year by the Company.
- (xii) (a) In our opinion, the Company is not a Nidhi Company. Accordingly, clause 3(xii) of the Order is not applicable to the Company.
- (xiii) In our opinion, all the transactions with the related parties are in compliance with sections 177 and 188 of Companies Act, where applicable and the details have been disclosed in the financial statements etc., as required by the applicable accounting standards.
- (xiv) (a) In our opinion and based on our examination, the Company has an internal audit system commensurate with the size and nature of its business.
- (b) We have considered, the internal audit reports for the year under audit, issued to the Company during the year and till date, in determining the nature, timing and extent of our audit procedures.
- (xv) According to the information and explanations given to us, the Company has not entered into any non-cash transactions with directors or persons connected with him.
- (xvi) (a) The Company is required to be registered under section 45-IA of the Reserve Bank of India Act, 1934 and such registration has been obtained by the Company.
- (b) The Company holds a valid Certificate of Registration (CoR) from the Reserve Bank of India as per the Reserve Bank of India Act, 1934 in respect of its Non-Banking Financial activities.
- (c) In our opinion, the Company is not a Core Investment Company (CIC) as defined in the regulations made by the Reserve Bank of India.
- (d) According to the information and explanations given to us, there are no CIC in the group.
- (xvii) In our opinion, the Company has not incurred any cash losses in the financial year and in the immediately preceding financial year.
- (xviii) There has been no resignation of the statutory auditors during the year and accordingly clause 3(xviii) of the Order is not applicable.
- (xix) On the basis information and explanations given to us and based on audit of the financial ratios, ageing and expected dates of realisation of financial assets and payment of financial liabilities, other information accompanying the financial statements, review of Board of Directors and management plans, in our opinion no material uncertainty exists as on the date of the audit report regarding Company's capability to meet its liabilities existing at the date of balance sheet as and when they fall due within a period of one year from the balance sheet date.
- We, however, state that this is not an assurance as to the future viability of the Company. We further state that our reporting is based on the facts up to the date of the audit report and we neither give any guarantee nor any assurance that all liabilities falling due within a period of one year from the balance sheet date, will get discharged by the Company as and when they fall due.
- (xx) There are no unspent amounts towards Corporate Social Responsibility (CSR). Accordingly, reporting under clause 3(xx)(a) and (b) of the Order is not applicable for the year.

For K. S. Aiyar & Co.
Chartered Accountants
ICAI Firm Registration No. 100186W

Sachin A. Negandhi
Partner
Membership No: 112888
UDIN: 24112888BKBIUZ5652

Place : Mumbai
Date : June 28, 2024

**ANNEXURE - B TO THE INDEPENDENT AUDITOR'S REPORT OF EVEN DATE
ON THE FINANCIAL STATEMENTS OF IHP FINVEST LIMITED****Report on the Internal Financial Controls under Clause (i) of Sub-section 3 of Section 143 of the Companies Act, 2013 ("the Act")**

We have audited the internal financial controls over financial reporting of **IHP Finvest Limited** ("the Company") as of March 31, 2024, in conjunction with our audit of the financial statements of the Company for the year ended on that date.

Management's Responsibility for Internal Financial Controls

The Company's management is responsible for establishing and maintaining internal financial controls based on the internal control over financial reporting criteria established by the Company considering the essential components of internal control stated in the Guidance Note on Audit of Internal Financial Controls Over Financial Reporting issued by the Institute of Chartered Accountants of India. These responsibilities include the design, implementation and maintenance of adequate internal financial controls that were operating effectively for ensuring the orderly and efficient conduct of its business, including adherence to company's policies, the safeguarding of its assets, the prevention and detection of frauds and errors, the accuracy and completeness of the accounting records, and the timely preparation of reliable financial information, as required under the Companies Act, 2013.

Auditors' Responsibility

Our responsibility is to express an opinion on the Company's internal financial controls over financial reporting based on our audit. We conducted our audit in accordance with the Guidance Note on Audit of Internal Financial Controls Over Financial Reporting (the "Guidance Note") and the Standards on Auditing, issued by ICAI and deemed to be prescribed under section 143(10) of the Companies Act, 2013, to the extent applicable to an audit of internal financial controls, both applicable to an audit of Internal Financial Controls and, both issued by the Institute of Chartered Accountants of India. Those Standards and the Guidance Note require that we comply with ethical requirements and plan and perform the audit to obtain reasonable assurance about whether adequate internal financial controls over financial reporting was established and maintained and if such controls operated effectively in all material respects.

Our audit involves performing procedures to obtain audit evidence about the adequacy of the internal financial controls system over financial reporting and their operating effectiveness. Our audit of internal financial controls over financial reporting included obtaining an understanding of internal financial controls over financial reporting, assessing the risk that a material weakness exists, and testing and evaluating the design and operating effectiveness of internal control based on the assessed risk. The procedures selected depend on the auditor's judgement, including the assessment of the risks of material misstatement of the financial statements, whether due to fraud or error.

We believe that the audit evidence we have obtained is sufficient and appropriate to provide a basis for our audit opinion on the Company's internal financial controls system over financial reporting.

Meaning of Internal Financial Controls over financial reporting

A company's internal financial control over financial reporting is a process designed to provide reasonable assurance regarding the reliability of financial reporting and the preparation of financial statements for external purposes in accordance with generally accepted accounting principles. A company's internal financial control over financial reporting includes those policies and procedures that (1) pertain to the maintenance of records that, in reasonable detail, accurately and fairly reflect the transactions and dispositions of the assets of the company; (2) provide reasonable assurance that transactions are recorded as necessary to permit preparation of financial statements in accordance with generally accepted accounting principles, and that receipts and expenditures of the company are being made only in accordance with authorisations of management and directors of the company; and (3) provide reasonable assurance regarding prevention or timely detection of unauthorised acquisition, use, or disposition of the company's assets that could have a material effect on the financial statements.

Inherent Limitations of Internal Financial Controls over financial reporting

Because of the inherent limitations of internal financial controls over financial reporting, including the possibility of collusion or improper management override of controls, material misstatements due to error or fraud may occur and not be detected. Also, projections of any evaluation of the internal financial controls over financial reporting to future periods are subject to the risk that the internal financial control over financial reporting may become inadequate because of changes in conditions, or that the degree of compliance with the policies or procedures may deteriorate.

Opinion

In our opinion, the Company has, in all material respects, an adequate internal financial controls system over financial reporting and such internal financial controls over financial reporting were operating effectively as at March 31, 2024, based on the criteria for internal financial control over financial reporting established by the Company considering the essential components of internal control stated in the Guidance Note on Audit of Internal Financial Controls Over Financial Reporting issued by the Institute of Chartered Accountants of India.

For K. S. Aiyar & Co.
Chartered Accountants
ICAI Firm Registration No. 100186W

Sachin A. Negandhi
Partner
Membership No: 112888
UDIN: 24112888BKBIUZ5652

Place : Mumbai
Date : June 28, 2024

BALANCE SHEET AS AT MARCH 31, 2024

Amount in ₹ Lakh

Particulars	Note No.	As at March 31, 2024	As at March 31, 2023
I. EQUITY AND LIABILITIES			
(1) Shareholders' Funds			
(a) Share capital	2	56.98	56.98
(b) Reserves and surplus	3	<u>5,884.52</u>	<u>5,902.06</u>
		5,941.50	5,959.04
(2) Non-current liabilities			
(a) Other Long term liabilities	4	44.40	40.70
(b) Long-term provisions	5	<u>18.36</u>	<u>15.60</u>
		62.76	56.30
(3) Current liabilities			
(a) Current liabilities	6	<u>130.71</u>	<u>140.28</u>
		130.71	140.28
TOTAL		<u>6,134.97</u>	<u>6,155.62</u>
II. ASSETS			
(1) Non-current Assets			
(a) Property, Plant & Equipment	7		
i) Property, Plant & Equipment		7.36	10.03
ii) Intangibles		<u>0.13</u>	<u>0.04</u>
		7.49	10.07
(b) Non-current investments	8	5,822.46	559.50
(c) Deferred tax assets (net)	9	56.43	56.16
(d) Other non current assets	10	<u>2.39</u>	<u>2.34</u>
		5,888.77	628.07
(2) Current Assets			
(a) Current investments/stock in trade	11	94.62	0.00
(b) Trade receivables	12	-	-
(c) Cash and cash equivalents	13	83.35	5,471.05
(d) Other Current assets	14	<u>68.23</u>	<u>56.50</u>
		246.20	5,527.55
TOTAL		<u>6,134.97</u>	<u>6,155.62</u>
Significant Accounting Policies & Notes forming integral part of the Financial Statements.	1 to 34		

In terms of our report of even date
For K. S. Aiyar & Co
Chartered Accountants
ICAI Firm Registration No. 100186W

Sachin A. Negandhi
Partner
Membership No. 112888

Place : Mumbai
Date : 28.06.2024

For and on behalf of the Board of Directors of IHP Finvest Limited
RAJAS R. DOSHI DIN 00050594 Chairman

JYOTI R. DOSHI DIN 00095732
MAYUR R. DOSHI DIN 00250358
RAMESHWAR D. SARDA DIN 00095766
P. R. BHAT DIN 03534929 } Directors

SAISHWAR DALVI M-A30402 Company Secretary

STATEMENT OF PROFIT AND LOSS FOR THE YEAR ENDED MARCH 31, 2024

Amount in ₹ Lakh

Particulars	Note No.	Year ended March 31, 2024	Year ended March 31, 2023
I. Revenue from operations	15	5,780.14	22,400.64
II. Other income	16	134.33	125.80
III. Total Revenue (I + II)		5,914.47	22,526.44
IV. Expenses:			
Cost of Securities sold	17	5,360.38	20,842.00
Employee benefits expense	18	37.29	27.12
Depreciation and amortization expense	7	3.62	5.52
Finance Cost		-	0.15
Other expenses	19	55.09	84.35
Total Expenses (IV)		5,456.38	20,959.14
V. Profit before tax (III -IV)		458.09	1,567.30
VI. Tax Expenses:			
(1) Current Tax		20.00	136.00
(2) Provision for Earlier Year		0.06	-
(3) Deferred Tax	9	(0.27)	(0.33)
VII. Profit for the year		438.30	1,431.63
VIII. Earnings per equity share:			
Basic and Diluted	29	76.92	251.26
Significant Accounting Policies & Notes forming integral part of the Financial Statements.	1 to 34		

In terms of our report of even date

For K. S. Aiyar & Co

Chartered Accountants

ICAI Firm Registration No. 100186W

Sachin A. Negandhi

Partner

Membership No. 112888

Place : Mumbai

Date : 28.06.2024

For and on behalf of the Board of Directors of IHP Finvest Limited

RAJAS R. DOSHI

DIN 00050594

Chairman

JYOTI R. DOSHI

DIN 00095732

MAYUR R. DOSHI

DIN 00250358

RAMESHWAR D. SARDA

DIN 00095766

P. R. BHAT

DIN 03534929

Directors

SAISHWAR DALVI

M-A30402

Company Secretary

CASH FLOW STATEMENT FOR THE YEAR ENDED MARCH 31, 2024

Amount in ₹ Lakh

	Year ended March 31, 2024	Year ended March 31, 2023
A. Cash Flow from Operating Activities		
Net Profit before taxation	458.08	1,567.30
Adjustments for:		
Depreciation and amortization expense	3.62	5.52
Profit on sale of Investment	14.68	(673.64)
Finance Cost	-	0.15
Rental Income	(132.27)	(122.10)
Interest on Long Term Investment	(4.67)	(6.88)
Interest on Income tax refund	(0.68)	(3.65)
Dividend on Long Term Investment	(356.49)	(653.18)
Operating Profit before Working Capital changes	(17.73)	113.52
Adjustments for :		
(Increase) / Decrease in current investments/Stock in Trade	(94.62)	1,860.00
(Increase) / Decrease in trade receivables	-	-
(Increase) / Decrease in Other Assets	2.17	8.82
Increase / (Decrease) in Other long term liabilities	3.70	-
Increase/(Decrease) in Other Liabilities	3.34	(0.86)
Increase/(Decrease) in Provisions	2.76	1.83
CASH GENERATED FROM OPERATIONS	(100.38)	1,983.31
Income tax Paid (net off refund)	(31.80)	(104.73)
Net Cash inflow from/ (outflow) from Operating activities	(132.18)	1,878.59
B. Cash Flow from Investing Activities		
Purchase of long term Investments	(5,315.56)	(168.17)
Sale of long term Investments	37.92	3,564.47
Purchase of Property, plant and equipment	(1.04)	-
(Increase) / Decrease in PMS balance	(1.52)	3.75
Dividend received	356.49	653.18
Interest received	4.67	7.79
Rental income	132.27	122.10
Net Cash inflow from/ (outflow) from Investing activities	(4,786.77)	4,183.12

CASH FLOW STATEMENT FOR THE YEAR ENDED MARCH 31, 2024

Amount in ₹ Lakh

	Year ended March 31, 2024	Year ended March 31, 2023
C. Cash Flow from Financing Activities		
Repayment of borrowings	-	(6.47)
Interest paid on borrowings	-	(0.15)
Dividend paid	(468.74)	(687.39)
Net Cash inflow from/ (outflow) from Financing activities	<u>(468.74)</u>	<u>(694.01)</u>
Net increase/(decrease) in cash and cash equivalents	(5,387.70)	5,367.70
Opening Cash and Cash Equivalents		
Cash in hand	0.19	0.26
Bank balances	5,470.85	103.08
	<u>5,471.05</u>	<u>103.34</u>
Closing Cash and Cash Equivalents		
Cash in hand	0.23	0.19
Bank balances	83.12	5,470.85
	<u>83.35</u>	<u>5,471.05</u>
NOTES:		
1. Bank Balance includes for unpaid dividend ₹ 69.68 Lakhs (P.Y. ₹ 82.60 Lakhs)		
2. Figure in brackets indicate cash outflow.		
3. The above Cash Flow Statement is prepared under Indirect Method as per AS - 3 - Cash Flow Statement		

In terms of our report of even date
For K. S. Aiyar & Co
 Chartered Accountants
 ICAI Firm Registration No. 100186W

Sachin A. Negandhi
 Partner
 Membership No. 112888

Place : Mumbai
 Date : 28.06.2024

For and on behalf of the Board of Directors of IHP Finvest Limited
RAJAS R. DOSHI DIN 00050594 Chairman

JYOTI R. DOSHI DIN 00095732
MAYUR R. DOSHI DIN 00250358
RAMESHWAR D. SARDA DIN 00095766
P. R. BHAT DIN 03534929 } Directors

SAISHWAR DALVI M-A30402 Company Secretary

SIGNIFICANT ACCOUNTING POLICIES AND NOTES TO ACCOUNTS FORMING PART OF FINANCIAL STATEMENTS FOR THE YEAR ENDED MARCH 31, 2024

NOTE 1: Significant Accounting Policies

I Significant Accounting Policies

A Basis of Preparation of Financial Statements

The financial statements have been prepared and presented under the historical cost convention, on the accrual basis of accounting in accordance with the accounting principles generally accepted in India and comply with the mandatory accounting standards ("AS") notified u/s 133 of the Companies Act, 2013.

B Use of estimates

The preparation of financial statements in conformity with generally accepted accounting principles in India (Indian GAAP) requires management to make estimates and assumptions that affect the reported amount of assets, liabilities, revenues and expenses and disclosure of contingent liabilities on the date of the financial statements. The estimates and assumptions used in the accompanying financial statements are based upon management's evaluation of the relevant facts and circumstances as of the date of financial statements which in management's opinion are prudent and reasonable. Actual results may differ from the estimates used in preparing the accompanying financial statements. Any revision to accounting estimates is recognized prospectively in current and future periods.

C Property, Plant and Equipment

Property, Plant and Equipment (PPE) are stated at cost less accumulated depreciation. The total cost of assets comprises its purchase price, freight, duties, taxes and any other incidental expenses directly attributable to bringing the asset to the working condition for its intended use.

Gain or losses arising from derecognition of PPE are measured as the difference between the net disposal proceed and the carrying amount of the asset and are recognized in the statement of profit and loss when the asset is derecognized.

Depreciation

- * Depreciation on PPE is provided on Written Down Value Method on pro-rata basis as per the rates prescribed in part "C" of Schedule II to the Companies Act, 2013.
- * Amortization of leasehold rights is provided at the rate 5%.
- * Assets costing less than or equal to ₹ 5,000/- are depreciated fully in the year of purchase.

D Revenue Recognition

Revenue is recognized to the extent that it is probable that the economic benefits will flow to the Company and the revenue can be reliably measured.

Rental income, Interest and other income is recognized on accrual basis.

Dividend income is recognized when right to receive is established.

E Investments

Investments are classified under non-current and current categories.

Non-current Investments' are carried at acquisition /amortized cost. A provision is made for diminution other than temporary on an individual basis.

Current Investments' are carried at the lower of cost and fair value on an individual basis.

F Stock-In-Trade

Shares and Securities held as Stock-In-Trade are valued at cost determined on FIFO basis or at market value, whichever is lower.

G Retirement and Other Employee Benefit

Gratuity and Leave Encashment is provided for on actual basis.

H Taxation

Income Tax comprises current tax and deferred tax charge / credit. The current tax charge is recognized using current tax rates that have been enacted or substantively enacted by the Balance Sheet date. Deferred tax assets are recognized only to the extent there is reasonable certainty that the assets can be realized in future; however, where there is unabsorbed depreciation or carried forward loss under taxation laws deferred tax assets are recognized only if there is a virtual certainty of realization of such assets. Deferred tax assets / liabilities are reviewed as at each balance sheet date based on developments during the year and available case law to re-assess realization / liabilities.

The Company has elected to exercise the option of a lower tax rate provided under Section 115BAA of the Income Tax Act, 1961, as introduced by the Taxation laws (Amendment) Ordinance, 2019 from FY 2019-20. Accordingly, the company has recognized provision for income tax and deferred tax assets on the basis of rate prescribed in the said section.

I Earnings Per Share

In determining Earning Per Share, the Company considers net profit after tax and effect of any extra ordinary items (net of tax). The number of shares used in computing basic earnings per share is the weighted average number of shares outstanding during the period.

J Provisions and Contingencies

A provision is recognized when an enterprise has a present obligation as a result of past event and it is probable that an outflow of resources will be required to settle the obligation, in respect of which a reliable estimate can be made. Provisions are not discounted to their present values and are determined based on management estimate required to settle the obligation at the Balance Sheet date. These are reviewed at each Balance Sheet date and adjusted to reflect the current management estimates.

Contingent liabilities are disclosed in respect of possible obligations that have arisen from past events and the existence of which will be confirmed only by the occurrence or non-occurrence of future events not wholly within the control of the Company.

NOTES TO ACCOUNTS FORMING PART OF FINANCIAL STATEMENTS FOR THE YEAR ENDED 31ST MARCH, 2024

Note 2. SHARE CAPITAL

a. Details of authorised, issued and subscribed share capital

Particulars	Amount in ₹ Lakh	
	As at March 31, 2024	As at March 31, 2023
Authorised Capital		
12,50,000 (P.Y. 12,50,000) Equity Share of ₹ 10/- each	125.00	125.00
Issued Capital		
5,69,782 (P.Y. 5,69,782) Equity Share of ₹ 10/- each	56.98	56.98
Subscribed and Paid up		
5,69,782 (P.Y. 5,69,782) Equity Share of ₹ 10/- each, fully paid up.	56.98	56.98
Total	56.98	56.98

b. Details of Promoters' Share holding in the Company.

Name of Shareholder	As at March 31, 2024		
	No of Equity shares held	Percentage	% Change during the year
Ratanchand Investment Private Limited (Holding Company)	492,820	86.49	No
** Rajas R.Doshi (Individual and as a Trustee in Walchand Trust)	33,873	5.94	No
Jyoti R. Doshi	2,057	0.36	No
Aditya R. Doshi	1,914	0.34	No
Mayur R. Doshi	1,926	0.34	No

Name of Shareholder	As at March 31, 2023		
	No of Equity shares held	Percentage	% Change during the year
Ratanchand Investment Private Limited (Holding Company)	492,820	86.49	No
** Rajas R.Doshi (Individual and as a Trustee in Walchand Trust)	33,873	5.94	No
Jyoti R. Doshi	2,057	0.36	No
Aditya R. Doshi	1,914	0.34	No
Mayur R. Doshi	1,926	0.34	No

c. Details of Shareholders holding more than 5% shares in the Company.

Name of Shareholder	As at March 31, 2024		As at March 31, 2023	
	No of Equity shares held	Percentage	No of Equity shares held	Percentage
Ratanchand Investment Private Limited (Holding Company)	492,820	86.49	492,820	86.49
** Rajas R.Doshi (Individual and as a Trustee in Walchand Trust)	33,873	5.94	33,873	5.94
** Rajas R. Doshi-Individual	3,925			
** As a Trustee -Walchand Trust	29,948			
Total Shares	33,873			

NOTES TO ACCOUNTS FORMING PART OF FINANCIAL STATEMENTS FOR THE YEAR ENDED 31ST MARCH, 2024

d. Reconciliation of number of shares

Particulars	As at March 31, 2024		As at March 31, 2023	
	No of Equity shares	₹	No of Equity shares	₹
Shares outstanding at the beginning of the year	569,782	56.98	569,782	56.98
Shares Issued during the year	-	-	-	-
Shares bought back during the year	-	-	-	-
Shares outstanding at the end of the year	569,782	56.98	569,782	56.98

e) Terms / rights attached to shares:

The Company has only one class of equity shares having a face value of ₹ 10/- per share. Each holder of equity shares is entitled to one vote per share. The dividend proposed by the Board of Directors, if any, is subject to the approval of the share holders in the ensuing Annual General Meeting.

In the event of liquidation of the Company, the holders of equity shares will be entitled to receive remaining assets of the Company, after distribution of all preferential amounts. The distribution will be in proportion to the number of equity shares held by the shareholders

f) Aggregate number of bonus shares allotted during the period of immediately preceding 5 Years - Nil (PY- Nil)

Note 3. RESERVES AND SURPLUS

Particulars	Amount in ₹ Lakh	
	As at March 31, 2024	As at March 31, 2023
a. Reserves		
(1) General Reserve		
Opening Balance	480.68	480.68
(+) Addition during the year	-	-
Closing Balance	<u>480.68</u>	<u>480.68</u>
(2) Special Reserve as required U/S 451C of RBI Act, 1934.		
Opening Balance	2,762.35	2,475.35
(+) Current Year Transfer	87.66	287.00
Closing Balance	<u>2,850.00</u>	<u>2,762.35</u>
b. Surplus		
Opening balance	2,659.04	2,198.15
(+) Net Profit/(Loss) for the current year	438.29	1,431.63
(-) Dividends	455.83	683.74
(-) Transfer to Special Reserves *	87.66	287.00
Closing Balance	<u>2,553.84</u>	<u>2,659.04</u>
GRAND TOTAL	<u>5,884.52</u>	<u>5,902.06</u>

The Board of Directors at their meeting held on 28th June, 2024, have recommended Dividend of ₹ 90/- per share of ₹ 10/- each for the Financial Year 2023-2024 amounting to ₹ 512.80 Lakhs subject to approval of Shareholders of the Company. Final Dividend of ₹ 455.83 Lakhs (₹ 80/- per share of ₹ 10/- each) was paid for Financial Year 2022-2023.

* Note: 20% of Net Profit after Tax transferred to Special Reserve as required U/S 451C of RBI Act, 1934.

NOTES TO ACCOUNTS FORMING PART OF FINANCIAL STATEMENTS FOR THE YEAR ENDED 31ST MARCH, 2024

Note 4. OTHER LONG TERM LIABILITIES

Amount in ₹ Lakh

Particulars	As at March 31, 2024	As at March 31, 2023
Security Deposit-The Indian Hume Pipe Co. Ltd.	44.40	40.70
TOTAL	44.40	40.70

Note 5. LONG-TERM PROVISIONS

Amount in ₹ Lakh

Particulars	As at March 31, 2024	As at March 31, 2023
Provision for Employee Benefits:		
Gratuity	13.19	11.10
Leave Encashment	5.17	4.50
TOTAL	18.36	15.60

Note 6. CURRENT LIABILITIES

Amount in ₹ Lakh

Particulars	As at March 31, 2024	As at March 31, 2023
Unpaid dividends (appropriate amount shall be transferred to "Investor Education and Protection Fund" as and when due)	69.68	82.60
Others		
For Statutory Dues	1.98	1.40
Outstanding lease rent	55.59	53.00
For Other Expenses	3.46	3.28
TOTAL	130.71	140.28

NOTES TO ACCOUNTS FORMING PART OF FINANCIAL STATEMENTS FOR THE YEAR ENDED 31ST MARCH, 2024
Note 7. PROPERTY, PLANT & EQUIPMENT

Amount in ₹ Lakh

Sr. No.	PARTICULARS	Gross Block				Accumulated Depreciation				Net Block	
		As at April 1, 2023	Additions during the Year	Sales/ adjustment during the year	As at March 31, 2024	As at April 1, 2023	Depreciation charge for the year	Adjustments On deductions	As at March 31, 2024	As at March 31, 2024	As at March 31, 2023
TANGIBLE ASSETS											
1	Lease hold rights in Land & Building*	0.11	-	-	0.11	0.08	-	-	0.08	0.03	0.03
2	Computer Systems	4.55	0.92	-	5.47	3.64	0.92	-	4.56	0.90	0.91
3	Furniture & Fixtures	-	-	-	-	-	-	-	-	-	-
4	Vehicles	82.89	-	-	82.89	73.81	2.66	-	76.47	6.43	9.09
A	TOTAL	87.55	0.92	-	88.47	77.53	3.59	-	81.11	7.36	10.03
INTANGIBLE ASSETS											
1	Computer Softwares	1.00	0.13	-	1.12	0.96	0.04	-	0.99	0.13	0.04
B	TOTAL	1.00	0.13	-	1.12	0.96	0.04	-	0.99	0.13	0.04
(A + B)	TOTAL	88.55	1.04	-	89.60	78.48	3.62	-	82.11	7.49	10.07
	Previous Year	88.55	-	-	88.55	72.97	5.52	-	78.48	10.07	-

* The Company's application for assignment of lease from Walchand PeopleFirst Ltd (Formerly known as Walchand Capital Ltd.) in the name of the Company is pending with Mumbai Port Trust.

NOTES TO ACCOUNTS FORMING PART OF FINANCIAL STATEMENTS FOR THE YEAR ENDED 31ST MARCH, 2024

Note 8. NON-CURRENT INVESTMENTS

Amount in ₹ Lakh

Particulars	As at March 31, 2024	As at March 31, 2023
Other than Trade Investments (At Cost)		
Investment in Equity instruments	5,375.11	141.52
Investments in Mutual Funds-Equity	65.00	-
Other non-current investments		
Infrastructure Portfolio & Real Estate PMS	382.35	417.98
TOTAL	5,822.46	559.50

Amount in ₹ Lakh

Particulars	As at March 31, 2024	As at March 31, 2023
Aggregate amount of quoted investments (Market value of ₹ 91723.14 Lakhs) (Previous Year ₹ 39389.47 Lakhs)	5,740.11	441.52
Aggregate amount of unquoted investments	82.35	117.98

DETAILS OF NON CURRENT INVESTMENTS

Details of other than Trade Investments (Long Term Investment)

Amount in ₹ Lakh

Sr. No.	Name of the Body Corporate	Subsidiary / Associate / JV/ Controlled Entity / Others	No. of Shares / Units		Quoted / Unquoted	Partly Paid / Fully paid	Amount		Whether stated at Cost Yes / No
			31-Mar-24	31-Mar-23			31-Mar-24	31-Mar-23	
a	INVESTMENT IN EQUITY INSTRUMENTS								
I	INVESTMENT IN SUBSIDIARY COMPANY								
1	THE INDIAN HUME PIPE COMPANY LTD *	Subsidiary	35604145	31934160	Quoted	Fully Paid	5,288.75	88.75	Yes
II	INVESTMENT IN OTHER COMPANY								
1	TECHNOCRAFT INDUSTRIES LTD	Others	750	-	Quoted	Fully Paid	15.19	-	Yes
2	TATA TECHNOLOGIES LTD	Others	1650	-	Quoted	Fully Paid	19.33	-	Yes
III	INVESTMENT IN ENAM PORTFOLIO ADVISORY SERVICES								
1	ADITYA BIRLA FASHION AND RETAIL LTD	Others	-	875	Quoted	Fully Paid	-	1.88	Yes
2	APL APOLLO TUBES LTD	Others	275	275	Quoted	Fully Paid	2.42	2.26	Yes
3	AXIS BANK LTD	Others	475	475	Quoted	Fully Paid	3.79	3.79	Yes
4	BAJAJ ELECTRICALS LTD	Others	225	225	Quoted	Fully Paid	2.29	3.41	Yes
5	BALKRISHNA INDUSTRIES LTD	Others	75	100	Quoted	Fully Paid	1.82	2.43	Yes
6	BHARTI AIRTEL LTD	Others	275	-	Quoted	Fully Paid	2.74	-	Yes
7	CENTURY PLYBOARDS (INDIA) LTD	Others	-	375	Quoted	Fully Paid	-	1.57	Yes

NOTES TO ACCOUNTS FORMING PART OF FINANCIAL STATEMENTS FOR THE YEAR ENDED 31ST MARCH, 2024

Amount in ₹ Lakh

Sr. No.	Name of the Body Corporate	Subsidiary / Associate / JV/ Controlled Entity / Others	No. of Shares / Units		Quoted / Unquoted	Partly Paid / Fully paid	Amount		Whether stated at Cost Yes / No
			31-Mar-24	31-Mar-23			31-Mar-24	31-Mar-23	
8	CROMPTON GREAVES CONSUMER ELECTRICAL LTD	Others	825	575	Quoted	Fully Paid	3.28	2.60	Yes
9	DALMIA BHARAT LTD	Others	150	100	Quoted	Fully Paid	2.92	1.93	Yes
10	DIVI'S LABORATORIES LTD	Others	75	75	Quoted	Fully Paid	3.89	3.89	Yes
11	EMAMI LTD	Others	525	-	Quoted	Fully Paid	2.52	-	Yes
12	GLENMARK PHARMACEUTICALS LTD	Others	450	450	Quoted	Fully Paid	1.99	1.99	Yes
13	HDFC BANK LTD	Others	175	125	Quoted	Fully Paid	2.71	1.97	Yes
14	ICICI BANK LTD	Others	600	600	Quoted	Fully Paid	4.37	4.37	Yes
15	INDO COUNT INDUSTRIES LTD	Others	825	675	Quoted	Fully Paid	2.18	1.75	Yes
16	INDUSIND BANK LTD	Others	275	275	Quoted	Fully Paid	3.03	3.03	Yes
17	INFOSYS LTD	Others	175	125	Quoted	Fully Paid	2.67	2.00	Yes
18	KAJARIA CERAMICS LTD	Others	-	175	Quoted	Fully Paid	-	2.05	Yes
19	KOTAK MAHINDRA BANK LTD	Others	150	125	Quoted	Fully Paid	2.79	2.35	Yes
20	MAHINDRA HOLIDAYS & RESORTS (I) LTD	Others	650	650	Quoted	Fully Paid	1.51	1.51	Yes
21	PAGE INDUSTRIES LTD	Others	5	-	Quoted	Fully Paid	1.89	-	Yes
22	TATA CONSUMER PRODUCTS LTD	Others	-	250	Quoted	Fully Paid	-	2.16	Yes
23	TECH MAHINDRA LTD	Others	-	200	Quoted	Fully Paid	-	3.40	Yes
24	UPL LTD	Others	-	325	Quoted	Fully Paid	-	2.43	Yes
25	VARUN BEVERAGES LTD	Others	700	450	Quoted	Fully Paid	-	-	Yes
26	VEDANT FASHIONS LTD	Others	250	-	Quoted	Fully Paid	3.03	-	Yes
	TOTAL a						5,375.11	141.52	
b	Investments in Mutual Funds								
1	HDFC FLEXICAP FUND REGULAR PLAN GROWTH	Others	1340.008	-	Quoted	Fully Paid	20.00	-	Yes
2	ICICI PRUDENTIAL BLUECHIP FUND GROWTH	Others	22814.282	-	Quoted	Fully Paid	20.00	-	Yes
3	NIPPON INDIA MULTICAP FUND GROWTH PLAN GROWTH	Others	10997.308	-	Quoted	Fully Paid	25.00	-	Yes
	TOTAL b						65.00	-	
c	Other non-current investments								
	Real Estate Portfolio Management Services								
1	INDIAREIT FUND SCHEME V	Others	-	-	Unquoted	N.A	35.28	59.80	Yes
	INFRASTRUCTURE PORTFOLIO & PMS								
1	IDFC HYBRID INFRASTRUCTURE PORTFOLIO	Others	-	-	Unquoted	N.A	5.92	5.92	Yes
2	INDIA REALTY EXCELLENCE FUND III	Others	-	-	Unquoted	N.A	41.15	52.25	Yes
	TOTAL c						82.35	117.98	

NOTES TO ACCOUNTS FORMING PART OF FINANCIAL STATEMENTS FOR THE YEAR ENDED 31ST MARCH, 2024

Amount in ₹ Lakh

Sr. No.	Name of the Body Corporate	Subsidiary / Associate / JV/ Controlled Entity / Others	No. of Shares / Units		Quoted / Unquoted	Partly Paid / Fully paid	Amount		Whether stated at Cost Yes / No
			31-Mar-24	31-Mar-23			31-Mar-24	31-Mar-23	
d	PMS & AIF								
1	ABAKKUS GROWTH FUND - 1 - AIF	Others	18629.6426	18629.6426	Quoted	Fully Paid	200.00	200.00	Yes
2	ABAKKUS EMERGING OPPORTUNITIES FUND - 1 - AIF	Others	7507.2116	7507.2116	Quoted	Fully Paid	100.00	100.00	Yes
	TOTAL d						300.00	300.00	
	GROSS TOTAL (a+b+c+d)						5,822.46	559.50	

* 11694995 (P. Y. 10169493) Shares Pledged with SBICAP Trustee Company Ltd for working capital loan taken by The Indian Hume Pipe Company Ltd (Subsidiary Company)

Note 9. DEFERRED TAX ASSETS (NET)

The major components of deferred tax (liability) / asset as recognised in the financial statement is as follows:

Amount in ₹ Lakh

Particulars	Amount in ₹ Lakh	
	As at March 31, 2024	As at March 31, 2023
Deferred Tax Asset		
Provision for Doubtful Debts	47.07	47.07
Provision for Employee benefits	4.62	3.93
Excess of net block of Property, Plant & Equipment as per tax purpose over net block as per books of accounts	4.74	5.17
	56.43	56.16
Deffered Tax (Liabilities) / Asset (Net)	56.43	56.16

Note 10. OTHER NON CURRENT ASSETS

Amount in ₹ Lakh

Particulars	Amount in ₹ Lakh	
	As at March 31, 2024	As at March 31, 2023
Security Deposits		
Unsecured, considered good	2.39	2.34
	2.39	2.34
TOTAL	2.39	2.34

NOTES TO ACCOUNTS FORMING PART OF FINANCIAL STATEMENTS FOR THE YEAR ENDED 31ST MARCH, 2024

Note 11. CURRENT INVESTMENTS/ STOCK IN TRADE

Amount in ₹ Lakh

Particulars	As at March 31, 2024	As at March 31, 2023
(At cost or Market Value whichever is less)		
Investments in Mutual Funds	94.62	0.00
TOTAL	94.62	0.00

Particulars	As at March 31, 2024	As at March 31, 2023
Aggregate amount of quoted investments (Market Value ₹ 98.08 Lakhs) (Previous Year ₹ 0.00 Lakhs)	94.62	0.00

DETAILS OF CURRENT INVESTMENTS

Details of Investments

Amount in ₹ Lakh

Sr. No.	Name of the Body Corporate	Subsidiary / Associate / JV/ Controlled Entity / Others	No. of Shares / Units		Quoted / Unquoted	Partly Paid / Fully paid	Amount		Whether stated at Cost OR Market Price Which is Lower Yes / No
			31-Mar-24	31-Mar-23			31-Mar-24	31-Mar-23	
Other than Trade Investments in Mutual Funds									
1	TATA TREASURY ADVANTAGE FUND REGULAR PLAN GROWTH	Others	2736.036	-	Quoted	Fully Paid	94.62	-	Yes
2	NIP ETF LIQUID BeES (FROMERLY KNOWN AS REL ETF LIQUID BeES)	Others	0.088	0.088	Quoted	Fully Paid	0.00	0.00	Yes
	GROSS TOTAL						94.62	0.00	

NOTES TO ACCOUNTS FORMING PART OF FINANCIAL STATEMENTS FOR THE YEAR ENDED 31ST MARCH, 2024

Note 12. TRADE RECEIVABLES

Particulars	Amount in ₹ Lakh	
	Year Ended March 31, 2024	Year Ended March 31, 2023
Secured, considered good		
Unsecured, considered good	186.99	186.99
Doubtful		
Less : Allowance for bad and doubtful debts	(186.99)	(186.99)
	-	-

Ageing Schedule for F. Y. 2023-24

Particulars	Less than 6 months	6 months - 1 year	1-2 years	2-3 years	More than 3 years	Total
Undisputed Trade Receivables – considered good	-	-	-	-	-	-
Undisputed Trade Receivables – considered doubtful	-	-	-	-	-	-
Disputed Trade Receivables – considered good	-	-	-	-	186.99	186.99
Disputed Trade Receivables – considered doubtful	-	-	-	-	-	-
Sub Total	-	-	-	-	-	-
Less : Allowance for bad and doubtful debts	-	-	-	-	(186.99)	(186.99)
Add: Unbilled revenue	-	-	-	-	-	-
Total	-	-	-	-	-	-

Ageing Schedule for F. Y. 2022-23

Particulars	Less than 6 months	6 months - 1 year	1-2 years	2-3 years	More than 3 years	Total
Undisputed Trade Receivables – considered good	-	-	-	-	-	-
Undisputed Trade Receivables – considered doubtful	-	-	-	-	-	-
Disputed Trade Receivables – considered good	-	-	-	-	186.99	186.99
Disputed Trade Receivables – considered doubtful	-	-	-	-	-	-
Sub Total	-	-	-	-	-	-
Less : Allowance for bad and doubtful debts	-	-	-	-	(186.99)	(186.99)
Add: Unbilled revenue	-	-	-	-	-	-
Total	-	-	-	-	-	-

Note 13. CASH AND CASH EQUIVALENTS

Particulars	Amount in ₹ Lakh	
	As at March 31, 2024	As at March 31, 2023
CASH AND CASH EQUIVALENTS		
Balances with Banks		
In Current A/c	13.44	16.26
In Fixed Deposits with Bank (Maturity within 12 months)	-	5,372.00
	13.44	5,388.26
Cash on Hand	0.23	0.19
Other Bank Balances		
Unpaid Dividend A/c	69.68	82.60
TOTAL	83.35	5,471.05

NOTES TO ACCOUNTS FORMING PART OF FINANCIAL STATEMENTS FOR THE YEAR ENDED 31ST MARCH, 2024

Note 14. OTHER CURRENT ASSETS

Amount in ₹ Lakh

Particulars	Year Ended March 31, 2024	Year Ended March 31, 2023
Unsecured, Considered Good		
Accrued Interest on Bonds	-	-
Accrued Interest on Fixed Deposits with Bank	-	2.36
Amount receivable from PMS	3.34	3.63
Interest receivable from PMS	2.71	0.90
Advance payment of Taxes (Net off Provisions)	60.76	48.33
Prepaid expenses	1.42	1.28
TOTAL	68.23	56.50

Note 15. REVENUE FROM OPERATIONS

Amount in ₹ Lakh

Particulars	Year Ended March 31, 2024	Year Ended March 31, 2023
Sale of Securities (Refer Annexure I)	5,412.00	20,987.55
Dividend Income		
Income from Long Term Investments. (Gross)		
On Equity shares (Subsidiary Company)	356.04	638.68
On Equity Shares & Mutual Funds/PMS	0.45	14.50
Net gain/(loss) on sale of Long Term investments	(14.86)	606.99
Net gain/(loss) on sale of Short Term investments	0.18	66.65
Interest Income		
Interest on Fixed Deposit with Bank	21.66	5.52
Interest (Debentures / PMS)	4.67	6.72
Interest (Taxfree Bonds)	-	0.16
Interest on ICD	-	73.87
TOTAL	5,780.14	22,400.64

Note 16. OTHER INCOME

Amount in ₹ Lakh

Particulars	Year Ended March 31, 2024	Year Ended March 31, 2023
Rental Income	132.27	122.10
Other Income	1.38	0.06
Interest on Income Tax Refund	0.68	3.65
TOTAL	134.33	125.80

NOTES TO ACCOUNTS FORMING PART OF FINANCIAL STATEMENTS FOR THE YEAR ENDED 31ST MARCH, 2024

Note 17. COST OF SECURITIES SOLD

Particulars	Amount in ₹ Lakh	
	Year Ended March 31, 2024	Year Ended March 31, 2023
Opening stock	0.00	1,860.00
Add Purchases (Refer Annexure I)	5,455.00	18,982.00
TOTAL	5,455.00	20,842.00
Less Diminution in Value of investment	-	-
Closing Stock (Refer Annexure I)	(94.62)	(0.00)
TOTAL	5,360.38	20,842.00

Note 18. EMPLOYEE BENEFIT EXPENSES

Particulars	Amount in ₹ Lakh	
	Year Ended March 31, 2024	Year Ended March 31, 2023
Salaries and allowances	32.86	23.87
Contributions to Provident Fund & Others		
Contribution to Provident Fund	1.79	1.51
Gratuity	2.09	1.23
Staff Welfare	0.56	0.51
TOTAL	37.29	27.12

Note 19. OTHER EXPENSES

Particulars	Amount in ₹ Lakh	
	Year Ended March 31, 2024	Year Ended March 31, 2023
Postage & Telephone	0.38	0.41
Motor Car expenses	13.66	6.25
Directors' sitting fees	7.50	5.75
Insurance-Bldg.	0.23	0.23
Rates and Taxes	0.03	0.03
CSR Activity	4.00	-
Auditors' Remuneration:		
Audit Fees-statutory	0.84	0.84
Audit Fees-consolidation	0.30	0.30
Audit Fees-GST	0.50	-
Tax Audit Fees	0.36	0.36
Certification Fees	0.25	0.45
Internal audit fees	0.25	0.50
Printing & Stationery	1.94	1.46
Repair & Maint.	0.14	0.16
Lease Rent	2.59	2.59
Legal and Professional	3.64	4.35
PMS Expenses.	1.55	6.86
Building Maintenance Expenses.	8.49	7.32
Portfolio Management Service Fees	1.20	38.34
GST Expense	4.15	5.47
Miscellaneous Expenses	3.11	2.70
TOTAL	55.09	84.36

NOTES TO ACCOUNTS FORMING PART OF FINANCIAL STATEMENTS FOR THE YEAR ENDED 31ST MARCH, 2024

NOTE 20 : RATIO ANALYSIS

FINANCIAL RATIOS FOR THE FIANANCIAL YEAR ENDED 31.03.2024

Particulars	Numerator	Denominator	Ratio 2023-24	Ratio 2022-23	% Variance	Explanation for Variance above 25%
Current Ratio (In times)	Total current assets	Total current liabilities	1.88	39.40	-3752%	Reduction in current liabilities
Debt-Equity Ratio (In times)	Debts consisting of borrowings and lease liabilities	Total equity	-	-	-	Borrowings fully repaid during the year
Debt Service Coverage Ratio (In times)	Earning for Debt service=Net Profit after taxes+ Non-cash operating expenses+ Interest+ other non-cash adjustments	Debt service= Interest and lease payments + Principal payments	-	217.30	-21730%	Due to increase in profit for the year and lower interest on account of repayment of borrowings
Return on Equity Ratio (in %)	Profit for the year less preference dividend (if any)	Average Total equity	7.37%	25.63%	-18%	
Inventory Turnover ratio	Cost of goods sold OR sales	Average Inventory	NA	NA	NA	N.A.
Trade receivables turnover ratio (in times)	Revenue from operations	Average trade receivables	NA	NA	NA	N.A.
Trade payables turnover ratio (in times)	Other Expenses + Lease Payments + Staff welfare exp	Average trade payables - (Opening + Closing)/2	0.97	1.53	-56%	Other expenses decreased during the current year
Net Capital turnover ratio (in times)	Revenue from operations	Average working capital (i.e Total current assets less Total current liabilities)	50.05	4.16	4589%	Due to increase in revenue from operations
Net profit ratio (in %)	Profit for the year	Revenue from operations	8%	6%	1%	N.A.
Return on capital employed (in %)	Profit before tax and finance costs	Capital Employed = Networth + lease liabilities + Deferred tax liabilities	8%	26%	-18%	
Return of FD Investment	Income from FD	Average FD	81%	21%	60%	Due to FD Matured during the Year
Return on Bond Investments	Income from Bonds	Average Bonds	0%	1%	-1%	Due to sale of bonds during the year

NOTES TO ACCOUNTS FORMING PART OF FINANCIAL STATEMENTS FOR THE YEAR ENDED 31ST MARCH, 2024**II NOTES TO & FORMING PART OF ACCOUNTS****21 Corporate Social Responsibility**

- A. The Company is required to incur CSR expenditure of ₹ 3.98 lakhs (March 31, 2023 ₹ Nil) .
- B. The areas for CSR activities undertaken by the Company are health, medical aid, and education grants etc. The Company has formed its CSR Committee as per the Companies Act, 2013 and Rules thereon.
- C. As per Section 135 of the Companies Act, 2013 (the Act) a company meeting the applicability threshold, needs to spend at least 2% of its average net profit for the immediately preceding three financial years (calculated in accordance with the provisions of section 198 of the Companies Act, 2013) on corporate social responsibility (CSR) activities/programs in terms of its CSR policy and schedule VII of the Act. The report on CSR activities and CSR expenditure incurred by the Company for the financial year 2023-24 is given in the Directors' Report.
- D. For the Financial year 2023-24 the Company spend ₹ 4.00 lakhs (March 31, 2023 ₹ Nil) out of the committed CSR obligations of ₹ 3.98 lakhs (March 31, 2023 ₹ Nil)

22 TRADE RECEIVABLE

An amount of ₹ 186.99 Lakhs [Previous Year ₹ 186.99 Lakhs (Net of ₹ 14.76 Lakhs received till date)] is outstanding as receivable in respect of commodity trading transactions done on National Spot Exchange Limited (NSEL). The Company has joined as an intervening party in a Representative Suit filed by Modern India Limited and others in the Honorable Bombay High Court for recovery of the same. Special Leave Petition filed by 63 Moons and others heard by Supreme Court and disposed during the Month of April 2019. Supreme Court has set aside the merger order passed by Union of India and order of Bombay High Court, upholding merger of NSEL with 63 Moons.

Since Merger order has been set aside, representative suit filed by Modern India Limited may come up for hearing at Bombay High Court.

Further various decrees have been passed by the High Court of Bombay against defaulters including sale of commodities and assets for recovery of dues and the same is also in process. Various agencies including Economic Offences Wing and Enforcement Directorate are also in process of liquidating assets of defaulters. In view of the uncertainties involved in making any reliable estimate of amount recoverable, provision if any will be considered at an appropriate time on the basis of resultant outcome, and hence, the same is shown as good.

However, the Company has provided for ₹ 186.99 Lakhs upto 31.03.2024 (Previous year ₹ 186.99 Lakhs) as 'Provision for doubtful debts' on conservative basis.

23 COMMITMENT ON CAPITAL ACCOUNT: ₹ Nil (Previous year ₹ Nil)**24 DIVIDENDS**

The final dividend on shares is recorded as a liability on the date of approval by the shareholders.

25 CONTINGENT LIABILITIES

- a) Rates and Taxes as and when payable to Local Authorities- amount unascertainable.
- b) The management believes that the outcome of any pending litigations will not have a material adverse effect on the Company's financial position and the results of operations.

26 The Company is registered with Reserve Bank of India, as a Non-Banking Finance Company and has carried out Non-Banking Financial Activities during the year.

27 Additional information pursuant to paragraph 13 of Non-Banking Financial (Non-Deposit Accepting or Holding) Companies Prudential Norms (Reserve Bank) Directions, 2007 is given in Annexure-II.

NOTES TO ACCOUNTS FORMING PART OF FINANCIAL STATEMENTS FOR THE YEAR ENDED 31ST MARCH, 2024

28 Segment Reporting as per Accounting Standard 17 "Information about business segments" given below segment Reporting

Segment Information For the year ended 31st March, 2024

Amount in ₹ Lakh

	INVESTMENT ACTIVITY		RENTAL ACTIVITY		UNALLOCATED		TOTAL	
	2023-2024	2022-2023	2023-2024	2022-2023	2023-2024	2022-2023	2023-2024	2022-2023
REVENUE								
External Revenue	5,780.14	22,400.45	132.27	122.10	2.06	3.90	5,914.47	22,526.45
RESULTS								
Segment results- before Tax	335.05	1,451.44	120.97	111.96	2.06	3.90	458.08	1,567.30
Unallocated Expenditure net of un-allocated Income								
Operating Profit before Tax	335.05	1,451.44	120.97	111.96	2.06	3.90	458.08	1,567.30
Interest Expenses	-	-	-	-	-	-	-	-
Interest/dividend income net off loss On sale of investment	-	-	-	-	-	-	-	-
Profit on sale of property, plant and equipment & Investments	-	-	-	-	-	-	-	-
Provision for taxation for the year	(3.42)	114.26	23.21	21.42	-	-	19.79	135.67
Profit after taxation but before exceptional item / Prior Period	338.47	1,337.19	97.76	90.54	2.06	3.90	438.29	1,431.63
Add: Prior Period Items	-		-	-			-	-
Net Profit	338.47	1,337.19	97.76	90.54	2.06	3.90	438.29	1,431.63
OTHER INFORMATION								
Segment Assets	6,133.15	6,153.80	0.26	0.26	-	-	6,133.41	6,154.06
Unallocated Corporate Assets	-	-	-	-	1.57	1.57	1.57	1.57
TOTAL ASSETS	6,133.15	6,153.80	0.26	0.26	1.57	1.57	6,134.97	6,155.63
Segment Liabilities	137.88	143.59	55.59	53.00	-	-	193.47	196.59
Unallocated Corporate Liabilities	-	-	-	-			-	-
TOTAL LIABILITIES	137.88	143.59	55.59	53.00	-	-	193.47	196.59
Capital Expenditure		-	-	-	-	-	-	-
Depreciation-Segment	3.62	5.52	0.00	0.00	-	-	3.62	5.52
Non Cash Expenses other than depreciation	-	-	-	-	-	-	-	-

NOTES:

1. BUSINESS SEGMENTS

The management has identified two reportable business segment (as primary segment)

a) Investment Activity b) Rental Activity.

2. The segments have been identified and reported on the basis of nature of activity.

3. There are no inter segment transactions.

4. The operations of the Company are carried in India / domestic hence the Company does not have any Geographical Segment.

NOTES TO ACCOUNTS FORMING PART OF FINANCIAL STATEMENTS FOR THE YEAR ENDED 31ST MARCH, 2024

29 EARNING PER SHARE:

	2023-2024	2022-2023
Weighted average number of shares at the beginning and end of the year (no. of shares)	569782	569782
Net Profit after tax available for Equity shareholders (₹ in lakhs)	438.29	1,431.63
Basic and Diluted earnings per share ₹	76.92	251.26

30 Related party disclosure, as required by AS 18:

A Name of the party and relationship

- i Ratanchand Investment Private Limited : Holding Company
(Holding 86.49% in Equity)
(Previous Year holding 86.49%)
- ii The Indian Hume Pipe Company Limited : Subsidiary Company
(Holding 67.58% in Equity)
(Previous Year holding 65.92%)
{11694995 (P. Y. 10169493) Shares Pledged with SBICAP Trustee Company Ltd for working capital loan taken by The Indian Hume Pipe Company Ltd}
- iii Companies in which control Exists directly / indirectly : 1) Ratanchand Investment Private Limited
2) Mobile Systems India Pvt. Limited.
3) Raj Jyoti Trading & Investment Pvt. Limited.
4) Ratanchand Hirachand Foundation.
5) Walchand Hirachand Foundation.
6) Smt Pramila Shantilal Shah Charity Foundation.
- iv Mr.Rajas R. Doshi (Chairman & Director) : Key Management Personnel
- v Ms. Jyoti R. Doshi (Director) : Relative of Key Management Personnel
- iv Mr. Mayur R. Doshi (Director) : Relative of Key Management Personnel
- iv Mr. Aditya R. Doshi : Relative of Key Management Personnel

NOTES TO ACCOUNTS FORMING PART OF FINANCIAL STATEMENTS FOR THE YEAR ENDED 31ST MARCH, 2024

B Nature of Transactions:

Following transactions were carried out during the year with the related parties in the ordinary course of business:

Particulars	₹ In Lakh			
	Holding Company	Subsidiary Company	Key Management Personnel	Relative of KMP
Dividend Paid	394.26	–	27.10	4.72
(Previous year)	(591.38)	(–)	(40.65)	(7.08)
Dividend received	–	356.04	–	–
(Previous year)	(–)	(638.68)	(–)	(–)
Rent received	–	132.27	–	–
(Previous year)	(–)	(122.10)	(–)	(–)
Interest on ICD received	–	–	–	–
(Previous year)	(–)	(73.87)	(–)	(–)
Reimbursement of Common Service Charges & other expenses	–	0.60	–	–
(Previous year)	(–)	(1.43)	(–)	(–)
Service charges paid (Net of 18% GST)	----	2.20	----	----
(Previous year)	(–)	(2.20)	(–)	(–)
Directors Sitting Fees	–	–	1.75	3.00
(Previous year)	(–)	(–)	(1.25)	(2.25)
Security Deposit Received	–	3.70	–	–
(Previous year)	(–)	(–)	(–)	(–)
ICD Given	–	–	–	–
(Previous year)	(–)	(125.00)	(–)	(–)
ICD Received	–	–	–	–
(Previous year)	(–)	(125.00)	(–)	(–)
Investment	–	5,200.00	–	–
(Previous year)	(–)	(–)	(–)	(–)

C Balance as at year end

Particulars	Holding Company	Subsidiary Company	Key Management Personnel	Relative of KMP
Security Deposit	–	44.40	–	–
	(–)	(40.70)	(–)	(–)
Investments	–	5,288.75	–	–
	(–)	(88.75)	(–)	(–)
Other Receivables	–	–	–	–
	(–)	(–)	(–)	(–)

NOTES TO ACCOUNTS FORMING PART OF FINANCIAL STATEMENTS FOR THE YEAR ENDED 31ST MARCH, 2024**31 Micro, Small and Medium Enterprises**

Disclosure required by Micro, Small and Medium Enterprises (Development) Act, 2006.

As per requirement of Section of 22 of Micro, Small & Medium Enterprises Development Act, 2006 following information is disclosed:

S.No	Particulars	Current Year ₹	Previous Year ₹
i	Principal amount remaining unpaid to any supplier as at the end of each accounting year.	Nil	Nil
ii	Interest due on (i) above remaining unpaid	Nil	Nil
iii	Amounts paid beyond the appointed day during the accounting year	Nil	Nil
iv	Interest paid on (iii) above	Nil	Nil
v	Interest paid on (iii) above	Nil	Nil
vi	Interest accrued and remaining unpaid at the end of the accounting year	Nil	Nil
vii	Interest remaining unpaid of the previous years for the purpose of disallowance under the Income Tax Act, 1961	Nil	Nil

The above information regarding Micro, Small and Medium Enterprises has been determined to the extent such parties have been identified on the basis of information available with the Company.

32 In the Opinion of the Board, Current assets, loans and advances are approximately of the value stated, if realized in the ordinary course of business.

33 Figures of the previous years have been regrouped and rearranged wherever necessary.

34 Additional Regulatory Information required by Schedule III**i Wilful Defaulter**

The Company has not been declared wilful defaulter by any bank or financial institutions or government or any government authority.

ii Relationship with struck off Companies

The Company has no transactions with the companies struck off under the Companies Act, 2013

iii Details of benami property held

No proceedings have been initiated on or are pending against the Company for holding benami property under the Benami Transactions (Prohibition) Act, 1988 (45 of 1988) and Rules made thereunder.

iv Compliance with number of layers of companies

The Company has complied with the number of layers prescribed under the Companies Act, 2013.

v Compliance with approved scheme(s) of arrangements

The Company has not entered any scheme of arrangement which has an accounting impact on current or previous financial year.

vi Utilisation of Borrowed funds and Share premium

No funds have been advanced or loaned or invested (either from borrowed funds or share premium or any other sources or kind of funds by the Company to or in any other person or entity, including foreign entities ("Intermediaries") with the understanding, whether recorded in writing or otherwise, that the Intermediary shall lend or invest in party identified by or on behalf of the Company (Ultimate Beneficiaries). The Company has not received any fund from any party (Funding Party) with the understanding that the Company shall whether, directly or indirectly lend or invest in other persons or entities identified by or on behalf of the Company ("Ultimate Beneficiaries") or provide any guarantee, security or the like on behalf of the Ultimate Beneficiaries.

vii Undisclosed Income

There is no income surrendered or disclosed as income during the current or previous year in the tax assessments under the Income Tax Act, 1961, that has not been recorded in the books of account.

viii Details of crypto currency or virtual currency

The Company has not traded or invested in crypto currency or virtual currency during the current or previous year.

NOTES TO ACCOUNTS FORMING PART OF FINANCIAL STATEMENTS FOR THE YEAR ENDED 31ST MARCH, 2024**ix Valuation of property, plant and equipment and intangible asset**

The Company has not revalued its property, plant and equipment and intangible assets during the current or previous year.

x Registration of charges or satisfaction with Registrar of Companies

There are no charges or satisfaction which are yet to be registered with the Registrar of Companies beyond the statutory period.

In terms of our report of even date
For K. S. Aiyar & Co
Chartered Accountants
ICAI Firm Registration No. 100186W

Sachin A. Negandhi
Partner
Membership No. 112888

Place : Mumbai
Date : 28.06.2024

For and on behalf of the Board of Directors of IHP Finvest Limited
RAJAS R. DOSHI DIN 00050594 Chairman

JYOTI R. DOSHI DIN 00095732
MAYUR R. DOSHI DIN 00250358
RAMESHWAR D. SARDA DIN 00095766
P. R. BHAT DIN 03534929 } Directors

SAISHWAR DALVI M-A30402 Company Secretary

NOTES TO ACCOUNTS FORMING PART OF FINANCIAL STATEMENTS FOR THE YEAR ENDED 31ST MARCH, 2024

ANNEXURE I
ADDITIONAL INFORMATION PURSUANT TO THE PROVISIONS OF PARAGRAPH 2 OF PART II OF SCHEDULE III TO THE COMPANIES ACT, 2013.
01-04-2023 TO 31-03-2024

(Amount in Lakh)

MUTUAL FUNDS	OPENING-01.04.2023		PURCHASES		SALE		CLOSING STOCK-31.03.24		MARKET VALUE	LOWER OF THE COST OR MARKET VALUE
	UNITS	AMOUNT ₹	UNITS	AMOUNT ₹	UNITS	AMOUNT ₹	UNITS	AMOUNT ₹		
1 TATA TREASURY ADVANTAGE FUND REGULAR PLAN GROWTH		-	161746.361	5,455.00	159010.325	5,412.00	2736.036	94.62	98.08	94.62
2 NIP ETF LIQUID BeES (FORMERLY KNOWN AS REL ETF LIQUID BeES)	0.088	0.00	0.000	-	-	-	0.088	0.00	0.00	0.00
TOTAL		0.00		5,455.00		5,412.00		94.62	98.09	94.62

NOTES TO ACCOUNTS FORMING PART OF FINANCIAL STATEMENTS FOR THE YEAR ENDED 31ST MARCH, 2024

ANNEXURE II

Schedule to the Balance Sheet of a Non Deposit taking Non-Banking Financial Company [As required in terms of paragraph 13 of Non-Banking Financial(Non - Deposit accepting or Holding) Companies Prudential Norms (Reserve Bank) Directions, 2007]

(₹ in Lakhs)

	PARTICULARS	₹	₹
1	Liabilities side:		
	Loans and advances availed by NBFCs inclusive of interest accrued thereon but not paid.		
		Amount Outstanding	Amount Overdue
	a) Debentures :-	₹	₹
	Secured	NIL	NIL
	Unsecured	NIL	NIL
	(Other than falling within the meaning of public deposits *)		
	b) Deferred Credit	NIL	NIL
	c) Term Loans-HDFC Bank	NIL	NIL
	d) Intercompany Loans and borrowings	NIL	NIL
e) Commercial Paper	NIL	NIL	
f) Public Deposits	NIL	NIL	
g) Other Loans (specify nature)	NIL	NIL	
	* Please see Note 1 below.		
2	Assets Side:	Amount Outstanding	
	Break up of Loans & advances including bills receivables (other than those included in (4) below)		
	a) Secured	NIL	
b) Unsecured	NIL		
3	Break up of Leased Assets and stock on hire and other assets counting towards AFC activities.		
	i Lease assets including lease rentals under sundry debtors:		
	a) Financial lease	NIL	
	b) Operating lease	NIL	
	ii Stock on hire including hire charges under sundry debtors:		
	a) Assets on hire	NIL	
	b) Repossessed Assets	NIL	
	iii Other loans counting towards AFC activities		
	a) Loans where assets have been repossessed	NIL	
	b) Loans other than (a) above	NIL	

NOTES TO ACCOUNTS FORMING PART OF FINANCIAL STATEMENTS FOR THE YEAR ENDED 31ST MARCH, 2024

(₹ in Lakhs)

	₹
4 Break up of investments.	
Current Investments:	
1) Quoted	
i) Shares	
a) Equity	NIL
b) Preference	NIL
ii) Debentures & Bonds	NIL
iii) Units of Mutual funds	94.62
iv) Government Securities	NIL
v) Others	NIL
2) Unquoted	
i) Shares	
a) Equity	NIL
b) Preference	NIL
ii) Debentures & Bonds	NIL
iii) Units of Mutual funds	NIL
iv) Government Securities	NIL
v) Others	NIL
Long Term Investments:	
1) Quoted	
i) Shares	
a) Equity	5,375.11
b) Preference	NIL
ii) Debentures & Bonds	NIL
iii) Units of Mutual funds	65.00
iv) Government Securities	NIL
v) Others (Real Estate and Private Equity fund)	382.35
2) Unquoted	
i) Shares	
a) Equity	NIL
b) Preference	NIL
ii) Debentures & Bonds	NIL
iii) Units of Mutual funds	NIL
iv) Government Securities	NIL
v) Others (PMS)	82.35

NOTES TO ACCOUNTS FORMING PART OF FINANCIAL STATEMENTS FOR THE YEAR ENDED 31ST MARCH, 2024

5	Borrower groupwise classification of assets financed as in (2) and (3) above: loans and advances. Please see Note 2 below.			
		Amount Net of provisions		
	Category	Secured ₹	Unsecured ₹	Total ₹
	1) Related parties * *			
	a) Subsidiaries	-	-	-
	b) Companies in the same group	NIL	NIL	NIL
	c) Other related parties	NIL	NIL	NIL
	2) Other than related parties	NIL	NIL	NIL
	TOTAL	NIL	NIL	NIL
6	Investor groupwise classification of all investments (Current and Long Term) in shares and securities (both quoted and unquoted) Please see Note 3 below.			
	Category	Market value / break up or fair value or NAV ₹	Book value (Net of provisions) ₹	
	1) Related parties * *			
	a) Subsidiaries	90,683.76	5,288.75	
	b) Companies in the same group	NIL	NIL	
	c) Other related parties	NIL	NIL	
	2) Other than related parties	1,121.73	533.71	
	TOTAL	91,805.49	5,822.46	
7	Other information:			
	Particulars			Amount
	i) Gross Non Performing Assets			₹
	a) Related parties			NIL
	b) Other than related parties			NIL
	ii) Net Non Performing Assets			
	a) Related parties			NIL
	b) Other than related parties			NIL
	iii) Assets acquired in satisfaction of debt			NIL

* * As per Accounting Standards (please see Note 3)

Notes:

- As defined in paragraph 2(1) (xii) of the Non- Banking Financial Companies Acceptance of Public Deposits (Reserve Bank) Directions, 1998.
- Provisioning norms shall be applicable as prescribed in the Non-Banking Financial (Non- Deposit accepting or Holding) Companies Prudential Norms (Reserve Bank) Directions, 2007.
- All Accounting standards and Guidance Note issued by the MCA/ ICAI are applicable including for valuation of investments and other assets as also assets acquired in the satisfaction of debt. However, market value in respect of quoted investments and break up / fair value / NAV in respect of unquoted investments should be disclosed irrespective of whether they are classified as long term or current in (4) above.

Consolidated Financial Statements, Significant Accounting Policies & Notes for the year ended 31st March, 2024

INDEPENDENT AUDITOR'S REPORT

**To the Members of
IHP Finvest Limited**

Report on the Audit of Consolidated Financial Statements

Opinion

We have audited the accompanying consolidated financial statements of **IHP Finvest Limited** ('the Holding Company') and its subsidiary (the Holding Company and its subsidiary together referred to as 'the Group'), which comprise the Consolidated Balance Sheet as at March 31, 2024, the consolidated Statement of Profit and Loss and the Statement of consolidated cash flows for the year then ended, and notes to consolidated financial statements, including a summary of the significant accounting policies and other explanatory information (hereinafter referred to as 'the consolidated financial statements').

In our opinion and to the best of our information and according to the explanations given to us, the aforesaid consolidated financial statements give the information required by the Companies Act, 2013 ('the Act') in the manner so required and give a true and fair view in conformity with the Accounting Standards prescribed under section 133 of the Act and other accounting principles generally accepted in India, of the consolidated state of affairs of the Group as at March 31, 2024, and its consolidated profit and its consolidated cash flows for the year then ended.

Basis of Opinion

We conducted our audit in accordance with the Standards on Auditing (SAs) specified under Section 143(10) of the Act. Our responsibilities under those Standards are further described in the Auditor's Responsibilities for the Audit of the Financial Statements section of our report. We are independent of the Company and its subsidiary in accordance with the Code of Ethics issued by the Institute of Chartered Accountants of India together with the ethical requirements that are relevant to our audit of the financial statements under the provisions of the Companies Act, 2013 and the Rules thereunder, and we have fulfilled our other ethical responsibilities in accordance with these requirements. We believe that the audit evidence we have obtained is sufficient and appropriate to provide a basis for our opinion.

Information Other than the Financial Statements and Auditor's Report Thereon

The Company's Board of Directors is responsible for the other information. The other information comprises the information included in the Board's report but does not include the financial statements and our auditor's report thereon.

Our opinion on the financial statements does not cover the other information and we do not express any form of assurance conclusion thereon.

In connection with our audit of the financial statements, our responsibility is to read the other information and, in doing so, consider whether the other information is materially inconsistent with the financial statements or our knowledge obtained in the audit or otherwise appears to be materially misstated. If, based on the work we have performed, we conclude that there is a material misstatement of this other information, we are required to report that fact. We have nothing to report in this regard.

Responsibilities of the Management for the Consolidated Financial Statements

The Holding Company's Board of Directors is responsible for the preparation and presentation of these consolidated financial statements in terms of the requirements of the Companies Act, 2013 ('the Act') that give a true and fair view of the consolidated financial position, consolidated financial performance and consolidated cash flows of the Group in accordance with the accounting principles generally accepted in India, specified under Section 133 of the Act read with the rules made thereunder. The respective Board of Directors of the companies included in the Group are responsible for maintenance of adequate accounting records in accordance with the provisions of the Act for safeguarding the assets of the Group and for preventing and detecting frauds and other irregularities; selection and application of appropriate accounting policies; making judgments and estimates that are reasonable and prudent; and design, implementation and maintenance of adequate internal financial controls, that were operating effectively for ensuring the accuracy and completeness of the accounting records, relevant to the preparation and presentation of the financial statements that give a true and fair view and are free from material misstatement, whether due to fraud or error, which have been used for the purpose of preparation of the consolidated financial statements by the Directors of the Holding Company, as aforesaid.

In preparing the consolidated financial statements, the respective Board of Directors of the companies included in the Group are responsible for assessing the ability of the Group to continue as a going concern, disclosing, as applicable, matters related to going concern and using the going concern basis of accounting unless the Board of Directors either intends to liquidate the Group or to cease operations, or has no realistic alternative but to do so.

The respective Board of Directors of the companies included in the Group are responsible for overseeing the financial reporting process of the Group.

Auditor's Responsibilities for the Audit of the Consolidated Financial Statements

Our objectives are to obtain reasonable assurance about whether the consolidated financial statements as a whole are free from material misstatement, whether due to fraud or error, and to issue an auditor's report that includes our opinion. Reasonable assurance is a high level of assurance but is not a guarantee that an audit conducted in accordance with SAs will always detect a material misstatement when it exists. Misstatements can arise from fraud or error and are considered material if, individually or in the aggregate, they could reasonably be expected to influence the economic decisions of users taken on the basis of these consolidated financial statements.

As part of an audit in accordance with SAs, we exercise professional judgment and maintain professional scepticism throughout the audit. We also:

- Identify and assess the risks of material misstatement of the consolidated financial statements, whether due to fraud or error, design and perform audit procedures responsive to those risks, and obtain audit evidence that is sufficient and appropriate to provide a basis for our opinion. The risk of not detecting a material misstatement resulting from fraud is higher than for one resulting from error, as fraud may involve collusion, forgery, intentional omissions, misrepresentations, or the override of internal control.
- Obtain an understanding of internal financial controls relevant to the audit in order to design audit procedures that are appropriate in the circumstances. Under section 143(3)(i) of the Companies Act, 2013, we are also responsible for expressing our opinion on whether the company has internal financial controls with reference to consolidated financial statements in place and the operating effectiveness of such controls.
- Evaluate the appropriateness of accounting policies used and the reasonableness of accounting estimates and related disclosures made by management.
- Conclude on the appropriateness of management's use of the going concern basis of accounting and, based on the audit evidence obtained, whether a material uncertainty exists related to events or conditions that may cast significant doubt on the ability of the Company and its subsidiary company to continue as a going concern. If we conclude that a material uncertainty exists, we are required to draw attention in our auditor's report to the related disclosures in the consolidated financial statements or, if such disclosures are inadequate, to modify our opinion. Our conclusions are based on the audit evidence obtained up to the date of our auditor's report. However, future events or conditions may cause the Company and its subsidiary company to cease to continue as a going concern.
- Evaluate the overall presentation, structure and content of the consolidated financial statements, including the disclosures, and whether the financial statements represent the underlying transactions and events in a manner that achieves fair presentation.
- Obtain sufficient appropriate audit evidence regarding the financial information of the entities or business activities within the Company and its subsidiary company to express an opinion on the consolidated financial statements. We are responsible for the direction, supervision and performance of the audit of the financial statements of such entities included in the consolidated financial statements of which we are the independent auditors. For the other entities included in the consolidated financial statements, which have been audited by other auditors, such other auditors remain responsible for the direction, supervision and performance of the audits carried out by them. We remain solely responsible for our audit opinion.

Materiality is the magnitude of the misstatements in the consolidated financial statements that, individually or aggregate, makes it probable that the economic decisions of a reasonably knowledgeable user of the financial statements may be influenced. We consider quantitative materiality and qualitative factors in (i) planning of the scope of our audit work and evaluating the results of our work; and (ii) to evaluate the effect of any identified misstatement in the financial statements

We communicate with those charged with governance of the Company regarding, among other matters, the planned scope and timing of the audit and significant audit findings, including any significant deficiencies in internal control that we identify during our audit.

We also provide those charged with governance with a statement that we have complied with relevant ethical requirements regarding independence, and to communicate with them all relationships and other matters that may reasonably be thought to bear on our independence, and where applicable, related safeguards.

Report on Other Legal and Regulatory Requirements

1. As required by Section 143(3) of the Act, we report, to the extent applicable, that:
 - (a) We have sought and obtained all the information and explanations which to the best of our knowledge and belief were necessary for the purposes of our audit of the aforesaid consolidated financial statements.
 - (b) In our opinion, proper books of account as required by law relating to preparation of the aforesaid consolidated financial statements have been kept so far as it appears from our examination of those books and the reports of the other auditors.
 - (c) The Consolidated Balance Sheet, the Consolidated Statement of Profit and Loss and the Consolidated Cash Flow Statement dealt with by this Report are in agreement with the relevant books of account maintained for the purpose of preparation of the consolidated financial statements.
 - (d) In our opinion, the aforesaid consolidated financial statements comply with the Accounting Standards specified under Section 133 of the Act.
 - (e) On the basis of the written representations received from the directors of the Company as on March 31, 2024 taken on record by the Board of Directors of the Company, none of the directors of the Company, is disqualified as on March 31, 2024 from being appointed as a director in terms of Section 164 (2) of the Act.

- (f) With respect to the adequacy of the internal financial controls over financial reporting of the Company and the operating effectiveness of such controls, refer to our separate report in “Annexure A”;
- (g) With respect to the other matters to be included in the Auditor’s Report in accordance with the requirements of section 197(16) of the Act, as amended:

In our opinion and to the best of our information and according to the explanations given to us, the remuneration paid by the Group to its directors during the year is in accordance with the provisions of section 197 of the Act

- (h) With respect to the other matters to be included in the Auditor’s Report in accordance with Rule 11 of the Companies (Audit and Auditor’s) Rules, 2014, in our opinion and to the best of our information and according to the explanations given to us:
- i. The consolidated financial statements disclose the impact of pending litigations on the consolidated financial position of the Group– Refer note 2.34 and 2.34(A) to the consolidated financial statements.
 - ii. Provision has been made in the consolidated financial statements, as required under the applicable law or accounting standards, for material foreseeable losses, if any, on long-term contracts. The Group did not have any derivative contracts.
 - iii. There has been no delay in transferring amounts, required to be transferred, to the Investor Education and Protection Fund by the Company, and its subsidiary company.
 - iv. (a) The respective managements of the Company and its subsidiary company, has represented that, to the best of its knowledge and belief, no funds have been advanced or loaned or invested by the Company and its subsidiary company to or in any other persons or entities, including foreign entities (“Intermediaries”), with the understanding, whether recorded in writing or otherwise, that the Intermediary shall, whether, directly or indirectly lend or invest in other persons or entities identified in any manner whatsoever by or on behalf of the company (“Ultimate Beneficiaries”) or provide any guarantee, security or the like on behalf of the Ultimate Beneficiaries.
 - (b) The respective managements of the Company and its subsidiary company, has represented to us that to the best of its knowledge and belief, no funds have been received by the Company and its subsidiary company from any persons or entities, including foreign entities (“Funding Parties”), with the understanding, whether recorded in writing or otherwise, that the company shall, whether, directly or indirectly, lend or invest in other persons or entities identified in any manner whatsoever by or on behalf of the Funding Party (“Ultimate Beneficiaries”) or provide any guarantee, security or the like on behalf of the Ultimate Beneficiaries; and
 - (c) In our opinion and based on the audit procedures we have considered reasonable and appropriate in the circumstances, nothing has come to our notice that has caused us to believe that the representations under sub-clause (a) and (b) contain any material misstatement.
 - v. (a) The final dividend proposed in the previous year, declared and paid by the Company during the year is in accordance with Section 123 of the Act.
 - (b) The Board of Directors of the Company have proposed final dividend for the year which is subject to the approval of the members at the ensuing Annual General Meeting. The amount of dividend proposed is in accordance with section 123 of the Act, as applicable.
 - vi. Based on our examination which included test checks, the Company has used accounting software for maintaining its books of account which have a feature of recording audit trail (edit log) facility and the same has operated throughout the year for all relevant transactions recorded in the software. Further, during the course of our audit, we did not come across any instance of audit trail feature being tampered with.

As proviso to rule 3(1) of the companies (Accounts) Rules, 2014 is applicable from April 1, 2023, reporting under Rule 11(g) of the Companies (Audit and Auditors) Rules 2014 on preservation of audit trail as per the statutory requirements for record retention is not applicable for the year ended March 31, 2024.

2. With respect to the matters specified in paragraphs 3(xxi) and 4 of the Companies (Auditor’s Report) Order, 2020 (the “Order”/ “CARO”) issued by the Central Government in terms of Section 143(11) of the Act, to be included in the Auditor’s report, according to the information and explanations given to us, and based on the CARO reports issued by us for the Company and its subsidiary included in the consolidated financial statements of the Company, to which reporting under CARO is applicable, we report that there are no qualifications or adverse remarks in these CARO reports.

For K. S. Aiyar & Co.
Chartered Accountants
 ICAI Firm Registration No: 100186W

Sachin A. Negandhi
Partner

Place: Mumbai
Date: June 28, 2024

Membership No.: 112888
 UDIN: 24112888BKBIVA8278

ANNEXURE - A TO THE INDEPENDENT AUDITOR'S REPORT OF EVEN DATE ON THE CONSOLIDATED FINANCIAL STATEMENTS OF IHP FINVEST LIMITED**Report on the Internal Financial Controls under Clause (i) of Sub-section 3 of Section 143 of the Companies Act, 2013 ("the Act")**

In conjunction with our audit of the consolidated financial statements of **IHP Finvest Limited** (hereinafter referred to as 'the Holding Company') and its subsidiary as of and for the year ended March 31, 2024, we have audited the internal financial controls with reference to financial statements of the Holding Company and its subsidiary company as of that date.

Management's Responsibility for Internal Financial Controls

The respective Board of Directors of the Holding Company and its subsidiary company, which are companies incorporated in India, are responsible for establishing and maintaining internal financial controls based on the internal control over financial reporting criteria established by the Company considering the essential components of internal control stated in the Guidance Note on Audit of Internal Financial Controls Over Financial Reporting issued by the Institute of Chartered Accountants of India. These responsibilities include the design, implementation and maintenance of adequate internal financial controls that were operating effectively for ensuring the orderly and efficient conduct of its business, including adherence to company's policies, the safeguarding of its assets, the prevention and detection of frauds and errors, the accuracy and completeness of the accounting records, and the timely preparation of reliable financial information, as required under the Companies Act, 2013.

Auditors' Responsibility

Our responsibility is to express an opinion on the Company's internal financial controls over financial reporting with reference to financial statements of the Holding Company and its subsidiary company, based on our audit. We conducted our audit in accordance with the Guidance Note on Audit of Internal Financial Controls Over Financial Reporting (the "Guidance Note") and the Standards on Auditing, issued by ICAI and deemed to be prescribed under section 143(10) of the Companies Act, 2013, to the extent applicable to an audit of internal financial controls, both applicable to an audit of Internal Financial Controls and, both issued by the Institute of Chartered Accountants of India. Those Standards and the Guidance Note require that we comply with ethical requirements and plan and perform the audit to obtain reasonable assurance about whether internal financial controls with reference to financial statements was established and maintained and if such controls operated effectively in all material respects.

Our audit involves performing procedures to obtain audit evidence about the adequacy of the internal financial controls system with reference to financial statements and their operating effectiveness. Our audit of internal financial controls over financial reporting with reference to financial statements included obtaining an understanding of internal financial controls over financial reporting with reference to financial statements, assessing the risk that a material weakness exists, and testing and evaluating the design and operating effectiveness of internal control based on the assessed risk. The procedures selected depend on the auditor's judgement, including the assessment of the risks of material misstatement of the financial statements, whether due to fraud or error.

We believe that the audit evidence we have obtained is sufficient and appropriate to provide a basis for our audit opinion on the Company's internal financial controls system over financial reporting.

Meaning of Internal Financial Controls over financial reporting

A company's internal financial control over financial reporting is a process designed to provide reasonable assurance regarding the reliability of financial reporting and the preparation of financial statements for external purposes in accordance with generally accepted accounting principles. A company's internal financial control over financial reporting includes those policies and procedures that (1) pertain to the maintenance of records that, in reasonable detail, accurately and fairly reflect the transactions and dispositions of the assets of the company; (2) provide reasonable assurance that transactions are recorded as necessary to permit preparation of financial statements in accordance with generally accepted accounting principles, and that receipts and expenditures of the company are being made only in accordance with authorisations of management and directors of the company; and (3) provide reasonable assurance regarding prevention or timely detection of unauthorised acquisition, use, or disposition of the company's assets that could have a material effect on the financial statements.

Inherent Limitations of Internal Financial Controls over financial reporting

Because of the inherent limitations of internal financial controls with reference to financial statements, including the possibility of collusion or improper management override of controls, material misstatements due to error or fraud may occur and not be detected. Also, projections of any evaluation of the internal financial controls over financial reporting to future periods are subject to the risk that the internal financial control with reference to financial statements may become inadequate because of changes in conditions, or that the degree of compliance with the policies or procedures may deteriorate.

Opinion

In our opinion, the Holding Company and its subsidiary company, has, in all material respects, an adequate internal financial controls system over financial reporting and such internal financial controls with reference to financial statements were operating effectively as at March 31, 2024, based on the internal control over financial reporting criteria established by the Company considering the essential components of internal control stated in the Guidance Note on Audit of Internal Financial Controls Over Financial Reporting issued by the Institute of Chartered Accountants of India.

For K. S. Aiyar & Co.
Chartered Accountants
ICAI Firm Registration No: 100186W

Sachin A. Negandhi
Partner

Membership No.: 112888
UDIN: 24112888BKBIVA8278

Place: Mumbai
Date: June 28, 2024

CONSOLIDATED BALANCE SHEET AS AT MARCH 31, 2024

₹ in Lakh

	Note	As at March 31, 2024	As at March 31, 2023
EQUITY AND LIABILITIES			
Shareholders' Funds			
Share capital	2.1	56.98	56.98
Reserves and surplus	2.2	<u>56,252.21</u>	<u>51,386.80</u>
		56,309.19	51,443.78
Minority Interest			
		27,417.63	24,255.30
Non-Current Liabilities			
Long term borrowings	2.3	322.77	1,346.03
Other Long term liabilities	2.4	6,395.33	4,475.47
Long term provisions	2.5	<u>625.72</u>	<u>559.48</u>
		7,343.82	6,380.98
Current Liabilities			
Short term borrowings	2.6	49,645.89	61,832.27
Trade payables			
- Due to micro & small enterprises	2.7	1,745.76	5,580.85
- Due to other than micro & small enterprises		45,593.29	50,325.95
Other current liabilities	2.8	18,941.01	23,362.15
Short term provisions	2.9	<u>965.55</u>	<u>1,080.31</u>
		116,891.51	142,181.53
TOTAL		<u>207,962.16</u>	<u>224,261.59</u>
ASSETS			
Non-Current Assets			
Property, Plant & Equipment	2.10	9,876.18	10,618.97
Intangible assets	2.10	40.32	47.14
Capital work-in-progress	2.10	<u>147.67</u>	<u>20.74</u>
		10,064.17	10,686.85
Non-current investments	2.11	1,164.23	1,124.03
	(A+B)		
Deferred tax assets (net)	2.12	75.32	145.83
Long term loans and advances	2.13	1,769.03	3,129.83
Other non-current assets	2.14	<u>11,192.15</u>	<u>10,339.98</u>
		14,200.71	14,739.67
Current Assets			
Current investments/Stock in Trade	2.11 (C)	7,194.26	0.00
Inventories	2.15	14,291.24	7,543.77
Trade receivables	2.16	66,720.41	74,877.75
Cash and bank balances	2.17	4,320.16	10,216.48
Short term loans and advances	2.18	9,235.72	15,443.66
Other current assets	2.19	<u>81,935.49</u>	<u>90,753.41</u>
		183,697.28	198,835.07
TOTAL		<u>207,962.16</u>	<u>224,261.59</u>
Accompanying Significant Accounting Policies and Notes form integral part of the Financial Statements	1 & 2		

In terms of our report of even date
For K. S. Aiyar & Co
Chartered Accountants
ICAI Firm Registration No. 100186W

Sachin A. Negandhi
Partner
Membership No. 112888

Place : Mumbai
Date : 28.06.2024

For and on behalf of the Board of Directors of IHP Finvest Limited

RAJAS R. DOSHI DIN 00050594 Chairman

JYOTI R. DOSHI DIN 00095732
MAYUR R. DOSHI DIN 00250358
RAMESHWAR D. SARDA DIN 00095766
P. R. BHAT DIN 03534929

} Directors

SAISHWAR DALVI M-A30402 Company Secretary

CONSOLIDATED STATEMENT OF PROFIT AND LOSS FOR THE YEAR ENDED MARCH 31, 2024

₹ in Lakh

	Note	For the Year March 31, 2024	For the Year March 31, 2023
INCOME			
Income from operations	2.20	144,287.29	175,976.55
Other income	2.21	852.06	2,170.97
Total Revenue		145,139.36	178,147.52
EXPENSES			
Cost of materials consumed	2.22	13,402.72	24,685.90
Changes in inventories of Finished Goods, Work in Progress and Stock In Trade	2.23	545.96	(605.12)
Construction expenses	2.24	97,178.57	124,479.16
Manufacturing and other expenses	2.25	1,205.01	768.35
Employee benefit expenses	2.26	9,208.76	8,039.98
Finance Costs	2.27	6,282.59	6,686.09
Depreciation and amortization expenses	2.28	1,098.90	1,293.08
Other expenses	2.29	5,758.50	4,687.75
Total Expenses		134,681.02	170,035.19
Profit before exceptional items and tax		10,458.33	8,112.33
Profit before tax		10,458.33	8,112.33
Tax expenses			
Current tax		2,533.40	1,833.37
Provision for Earlier Year		0.06	-
Deferred tax		70.51	94.82
		2,603.97	1,928.19
Income Tax (Total)		2,603.97	1,928.19
Profit/(Loss) after tax but before Minority Interest		7,854.37	6,184.14
Less : Minority adjustments		2,533.13	1,758.03
Profit/(Loss) for the year		5,321.24	4,426.10
Accompanying Significant Accounting Policies and Notes form integral part of the Financial Statements	1 & 2		

In terms of our report of even date
For K. S. Aiyar & Co
 Chartered Accountants
 ICAI Firm Registration No. 100186W

Sachin A. Negandhi
 Partner
 Membership No. 112888

Place : Mumbai
 Date : 28.06.2024

For and on behalf of the Board of Directors of IHP Finvest Limited
RAJAS R. DOSHI DIN 00050594 Chairman

JYOTI R. DOSHI DIN 00095732
MAYUR R. DOSHI DIN 00250358
RAMESHWAR D. SARDA DIN 00095766
P. R. BHAT DIN 03534929 } Directors

SAISHWAR DALVI M-A30402 Company Secretary

CONSOLIDATED STATEMENT OF CASH FLOW FOR THE YEAR ENDED MARCH 31, 2024

₹ in Lakh

	Year ended March 31, 2024	Year ended March 31, 2023
A. Cash Flow from Operating Activities		
Net Profit before taxation	10,458.33	8,112.33
Adjustments for:		
Interest on Income tax refund	(0.68)	(3.65)
Depreciation and amortization expenses	1,098.90	1,293.08
Profit on sale of Investment	14.68	(673.45)
Finance Cost	6,282.59	6,686.08
Bad Debts W/off	76.92	72.61
Profit on sale of Property, Plant and Equipment (net) (Including Investment Property)	(126.35)	(20.97)
Interest on Long Term Investment	(411.19)	(495.20)
Dividend on Long Term Investment	(7.48)	(25.00)
Operating Profit before Working Capital changes	17,385.73	14,945.83
Adjustments for :		
(Increase) / Decrease in current investments/Stock in Trades	(6,842.09)	2,198.64
Increase) / Decrease in trade receivables	8,080.42	(3,566.24)
(Increase) / Decrease in Other Assets	16,071.71	(20,198.67)
(Increase) / Decrease in loans and advances	3.70	-
Increase/(Decrease) in liabilities	(11,064.44)	11,610.76
Increase/(Decrease) in Provisions	2.76	1.83
CASH GENERATED FROM OPERATIONS	23,637.79	4,992.15
Income tax (Paid) / Refund (Net)	(2,616.29)	(1,396.72)
Net Cash inflow from/ (outflow) from Operating activities	21,021.50	3,595.43
B. Cash Flow from Investing Activities		
Purchase of long term Investments	(115.56)	(168.17)
Sale of long term Investments	37.92	3,564.29
Purchase of Property Plant & Equipment	(474.03)	(222.41)
(Increase) / Decrease in PMS balance	(1.52)	3.75
Dividend received	7.48	25.00
Interest received	337.46	430.94
Proceeds from sale of property, plant & equipment (Including Investment Property)	135.52	27.45
Changes in earmarked & margin account (net)	252.15	848.29
Investment in mutual fund (net)	(7,099.64)	-
Net Cash inflow from/ (outflow) from Investing activities	(6,920.22)	4,509.14

CONSOLIDATED STATEMENT OF CASH FLOW FOR THE YEAR ENDED MARCH 31, 2024

₹ in Lakh

	Year ended March 31, 2024	Year ended March 31, 2023
C. Cash Flow from Financing Activities		
Proceeds from borrowings	8.57	38.00
Repayment of borrowings	(1,040.08)	(1,319.79)
Interest paid on borrowings	(6,306.76)	(6,670.20)
Dividend paid	(658.32)	(1,019.57)
Proceeds of short term borrowings (net)	(12,178.13)	6,180.84
Receipt of Share premium From Minority Interest	788.71	-
Proceeds from Issue of Equity Shares to Minority Interest	11.30	-
Net Cash inflow from/ (outflow) from Financing activities	<u>(19,374.71)</u>	<u>(2,790.72)</u>
Net increase / (decrease) in cash and cash equivalents	(5,273.44)	5,313.85
Opening Cash and Cash Equivalents		
Cash in hand	4.56	4.27
Bank balances	5,571.06	257.50
	<u>5,575.62</u>	<u>261.77</u>
Closing Cash and Cash Equivalents		
Cash in hand	5.01	4.56
Bank balances	297.17	5,571.06
	<u>302.18</u>	<u>5,575.62</u>
Net increase / (decrease) in cash and cash equivalents	(5,273.44)	5,313.85

NOTES:

The above cashflow statement has been prepared under 'Indirect method' as set out in 'Accounting standard (AS 3) - Statement of Cash Flows'

Total cash and cash equivalents as per Balance Sheet includes unpaid Dividend of ₹ 136.10 lakhs as on 31.03.2024 (₹ 167.81 lakhs as on 31.03.2023)

Accompanying Significant Accounting Policies and Notes form integral part of the Financial Statements 1 & 2

In terms of our report of even date
For K. S. Aiyar & Co
 Chartered Accountants
 ICAI Firm Registration No. 100186W

Sachin A. Negandhi
 Partner
 Membership No. 112888

Place : Mumbai
 Date : 28.06.2024

For and on behalf of the Board of Directors of IHP Finvest Limited
RAJAS R. DOSHI DIN 00050594 Chairman

JYOTI R. DOSHI DIN 00095732
MAYUR R. DOSHI DIN 00250358
RAMESHWAR D. SARDA DIN 00095766
P. R. BHAT DIN 03534929 } Directors

SAISHWAR DALVI M-A30402 Company Secretary

NOTES TO CONSOLIDATED FINANCIAL STATEMENTS FOR THE YEAR ENDED 31ST MARCH, 2024**1 BASIS OF PREPARATION AND SIGNIFICANT ACCOUNTING POLICIES****1.1 Basis of preparation and Principles of Consolidation****a Basis of preparation and Principles of Consolidated Financial Statements**

The consolidated financial statements ("consolidated financial statements") have been prepared and presented under the historical cost convention, on the accrual basis of accounting in accordance with the accounting principles generally accepted in India and comply with mandatory accounting standards ("AS") notified u/s 133 of the Companies Act 2013. The accounting policies applied are consistent with those used in the previous year. The consolidated financial statements comprises the financial statements of IHP Finvest Limited (the "Company") and its subsidiary, (collectively referred as the "Group").

b Principles of Consolidation

The consolidated financial statements have been prepared on the following basis:

- i) The financial statements of the Group have been consolidated on a line by line basis by adding together the book values of like items of assets, liabilities, income and expenses, after eliminating intra-group balances/ transactions and elimination of resulting unrealized profits.
- ii) The difference between the cost to the Group of investment in subsidiary as at the date of the acquisition of stake is recognised in the consolidated financial statements as goodwill or capital reserve, as the case may be. Goodwill arising on consolidation is tested for impairment annually.
- iii) Minorities' interest in net profits or losses of subsidiary for the year is identified and adjusted against the income or loss in order to arrive at the net income or loss attributable to the shareholders of the Group. Minority interest in the net assets of subsidiary consists of the amount of equity attributable to the minority shareholders at the dates on which investments are made by the Company in the subsidiary company and further movements in their share in the equity, subsequent to the dates of initial investments as stated above. Their share of net assets is identified and presented in the Consolidated Balance Sheet separately. Where accumulated losses attributable to the minorities are in excess of their equity, in the absence of the contractual/ legal obligation on the minorities, the same is accounted for by the holding company.

1.2 Management Estimates

The preparation of financial statements in conformity with generally accepted accounting principles in India (Indian GAAP) requires management to make estimates and assumptions that affect the reported amount of assets, liabilities, revenues and expenses and disclosure of contingent liabilities on the date of the financial statements. The estimates and assumptions used in the accompanying financial statements are based upon management's evaluation of the relevant facts and circumstances as of the date of financial statements which in management's opinion are prudent and reasonable. Actual results may differ from the estimates used in preparing the accompanying financial statements. Any revision to accounting estimates is recognised prospectively in current and future periods.

1.3 Revenue Recognition

A. Revenue is recognized to the extent that it is probable that the economic benefits will flow to the Group and the revenue can be reliably measured. Rental Income, Interest and other income is recognized on accrual basis. Dividend income is recognized when right to receive is established.

B. Contract Revenue**Construction Contract Accounting**

- a. Revenue arising from construction contracts is recognised in proportion to the stage of completion of work at the end of the accounting period in accordance with Accounting Standard-7, .
 Stage of completion is based on the proportion that actual contract cost/ revenue incurred to date bears to the total contract cost/ revenue. Contract Revenue under AS - 7 includes inventories against contracts at factory and project site / location and represents the value of the work done, not certified or not paid for by Contractees and are valued at contract price or at proportionate contract price based on the equivalent stage of completion as estimated by Management.
- b. The company recognises profits for projects exceeding contract value of Rs. 500 crores after execution of 7.5 % and for others after execution of 10% of contract value / stage of completion.
- c. Expected loss, if any, on the project is recognised as an expense in the period in which it is foreseen, irrespective of the stage of completion of the contract
- d. Accounting estimates could change from period to period. Actual results could differ from those estimates. Appropriate changes in estimates are made as the Management becomes aware of changes in circumstances surrounding the estimates. The changes in estimates are reflected in the financial information in the period in which changes are made.

NOTES TO CONSOLIDATED FINANCIAL STATEMENTS FOR THE YEAR ENDED 31ST MARCH, 2024**e. Operation and Maintenance income:**

Revenue from Operation and Maintenance is recognised in the accounting period in which the services are rendered. Invoices are issued according to contractual terms.

C. Sales (Other than Construction Contracts)

- a. Sales of Goods - mainly consist of sale of manufactured pipes / sleepers.
- b. Revenue from such sales is recognised when all the following conditions are satisfied:
 - 1 significant risks and rewards of ownership of the goods are transferred to the buyer;
 - 2 the Group retains neither continuing managerial involvement to the degree usually associated with ownership nor effective control over the good sold;
 - 3 the amount of revenue can be measured reliably;
 - 4 it is probable that the economic benefits associated with the transaction will flow to the Group; and
 - 5 the costs incurred or to be incurred in respect of the transaction can be measured reliably

D. Revenue from land development

- 1 Revenue arising on sale and/or compulsory acquisition of the land, held by the company as property, plant and equipment or Stock-in-Trade is recognized, at the point of time, on transfer of the land, on execution of the transfer deed by the company.
- 2 Sale of the developed property (Development of Land)

The Company enters into development agreement with developers for the development of its land parcels. The Development Agreement will define obligation and rights of the Company and Developers. Generally the Companies obligation is to provide its land and also provide necessary FSI/TDR required for utilization of maximum development potential. The land contributed for such development is treated as stock in trade and cost of FSI/TDR along with any other direct costs required to be incurred for such development, forms part of stock in trade in the books of accounts.

Revenue is recognized at the point of time when developed property or part thereof is transferred by way of handing over possession on receipt of full consideration as per the terms of the Development Agreement.

If the Company retains developed property or part thereof in lieu of its share in sale consideration then revenue is recognized at the point of time on receipt of actual possession or receipt of Occupancy Certificate (OC) whichever is earlier.

- 3 Any amount received from Developer before handing over the possession in terms of the development agreement is treated as advance moneys and shown under the head "Current Liabilities".

E. Dividend Income

Dividend income from investment is recognised when the shareholder's right to receive the payment is established.

F. Interest and Other Income

Interest income is accrued on a time basis, by reference to the principal outstanding and the applicable effective interest rate. Other income is accounted for on accrual basis. Where the receipt of income is uncertain, it is accounted for on receipt basis.

1.4 Government Grants and Subsidies

Government Grants and subsidies are recognised when there is reasonable assurance that the conditions attached to them will be complied and grant/subsidy will be received.

1.5 Investments

- a. Investments are classified under Non-current and current categories
- b. 'Non-current Investments' are carried at acquisition /amortized cost. A provision is made for diminution other than temporary on an individual basis.
- c. 'Current Investments' are carried at the lower of cost or fair market value on an individual basis.

1.6 Property Plant & Equipment - Tangible and Intangible Assets and Capital Work-in -Progress**a) Property, Plants & Equipment:**

Property, Plant & Equipment are stated on cost less accumulated depreciation and amortisation and the total cost of assets comprises its purchase price, freight, duties, taxes and any other incidental expenses directly attributable to bringing the asset to the working condition for its intended use.

NOTES TO CONSOLIDATED FINANCIAL STATEMENTS FOR THE YEAR ENDED 31ST MARCH, 2024

- b) Gain or losses arising from derecognition of Property, Plant and Equipment are measured as the difference between the net disposal proceed and the carrying amount of the asset and are recognized in the statement of profit and loss when the asset is derecognized.
- c) Self constructed/manufactured assets are capitalised at cost including appropriate overheads.
- d) Capital work-in-progress comprises of the cost of Property, Plant and Equipment that are not yet ready for their intended use as at the reporting date.

1.7 Investment in Property

Investment properties are carried individually at cost less accumulated depreciation and impairment, if any. Investment properties are capitalised and depreciated (where applicable) in accordance with the policy stated in 1.8 below

1.8 Depreciation and amortization

- a) Depreciation on the assets is provided on Written Down Value Method on pro-rata basis as per the rates prescribed in Part C of Schedule II to the Companies Act, 2013. Individual low cost assets (acquired for ₹ 5000/- or less) are depreciated fully in the year of acquisition. Intangible assets are amortized over their respective individual estimated useful lives on a straight- line basis commencing from the date the assets are available to the Group for its use.
- b) Amortization of leasehold rights is provided at the rate 5%.
- c) Depreciation charge for impaired assets is provided on the revised carrying amount of the assets over its remaining useful life. Previously recognised impairment loss is further provided or reversed depending on changes in circumstances.
- d) The management's estimate of useful lives are in accordance with the Schedule II of the Companies Act 2013, other than following asset, based on the Company's expected usage pattern :

Assest	Useful Life
Mould	9 years

1.9 Employee Benefits**i) Defined Contribution Plan**

- a. Group Contribution paid/payable during the year to Provident Fund, ESIC and Labour Welfare Fund are charged to Statement of Profit & Loss. There are no obligations other than the contribution payable to the respective trusts.
- b. **Provident Fund:** The eligible employees of the Group are entitled to receive benefits under the provident fund, a defined contribution plan, in which both employees and the company make monthly contributions at a specified percentage of the covered employees salary. The contributions as specified under law paid to provident fund and pension fund set up as irrevocable trust by the Company or to respective Regional Provident Fund Commissioner and the Central Provident Fund under the State Pension Scheme. The Group is generally liable for annual contributions and any shortfall in the fund assets based on government specified minimum rates of return of provident fund and recognises such contributions and shortfall, if any, as an expense in the year incurred.

ii) Defined Benefit Plan

- a) **Provident Fund :** In respect of certain employees covered by the Employees Provident Fund, the contributions towards shortfall in interest rate payable as per statute and the earnings of the Provident Fund Trust is considered as Defined Benefit Plan and debited to Statement of Profit & Loss.
- b) **Gratuity and Leave Encashment:** Group's liabilities towards gratuity and leave encashment are determined using the projected unit credit method which considers each period of service as giving rise to an additional unit of benefit entitlement and measures each unit separately to build up the final obligation. Past Services are recognised on a Straight Line basis over the average period until the amended benefits becomes vested. Actuarial gain and losses are recognised immediately in the Statement of Profit & Loss as Income or Expense. Obligation is measured at the present value of estimated future cash flows using a discount rate that is determined by reference to market yields at the Balance Sheet date on Government bonds where the currency and terms of Government Bonds are consistent with the currency and estimated terms of the defined benefit obligation.

- iii) **Other Benefits :** Compensated absences for sick leave are provided for based on actuarial valuation. The actuarial valuation is done as per projected unit credit method.

1.10 Inventories: Stock in Trade & Work-in-Progress

- a. The shares & securities held as stock in trade, stock of raw materials, stores, bought outs and fuel are valued at cost on FIFO basis or net realisable value whichever is lower.
- b. Certain items of Pipe Laying and Auxiliary Equipments are classified as Current Assets and 95% of their original cost is amortised equally over a period of five years.

NOTES TO CONSOLIDATED FINANCIAL STATEMENTS FOR THE YEAR ENDED 31ST MARCH, 2024

- c. Finished Goods including bought-out items not allocated to any particular contracts are valued at lower of cost on absorption method or net realisable value.
- d. Uncovered finished pipes laying at factory are devalued at 25% annually.
- e. Work-in Progress are valued at cost or Net Realisable Value whichever is lower.
- f. Stock- in- trade of land is valued at cost or net realisable value whichever is lower.

1.11 Earning per Share

In determining operating and total earnings per share, the Group considers the operating net profit after tax and effect of any extra ordinary items (net of tax). The number of shares used in the computing basic earnings per share is the weighted average number of shares outstanding during the period.

1.12 Taxation

Income Tax expenses comprise of current tax, deferred tax charge/credit. Current Tax is recognised on the basis of taxable income determined in accordance with the provision of the Income Tax Act, 1961.

The deferred tax credit/charge is recognised on all timing differences subject to consideration of prudence, applying the tax rates that have been enacted or substantively enacted by the Balance Sheet date. Deferred tax assets are recognised only to the extent there is reasonable certainty that the assets can be realised in future; however where there is unabsorbed depreciation or carried forward loss under taxation laws, deferred tax assets are recognised only if there is a virtual certainty of realisation of such assets. Deferred tax assets/liabilities are reviewed as at each balance sheet date based on developments during the year and available case law to re-assess realisation/liabilities.

1.13 Contingencies and Provisions

A provision is recognised when the Group has a present obligation as a result of past event and it is probable that an outflow of resources embodying economic benefit will be required to settle the obligation in respect of which a reliable estimate can be made. Provisions are not discounted to their present value and are determined based on the best estimate of the expenditure required to settle the obligation at the balance sheet date. These are reviewed at each Balance Sheet date and adjusted to reflect the current best estimate.

A contingent liability is disclosed, unless the possibility of an outflow of resources embodying the economic benefit is remote. Contingent liabilities are disclosed after careful evaluation of the facts and legal aspects of matter involved. Contingent assets are neither recognised nor disclosed.

1.14 Intangible assets

Intangible assets are recorded at the consideration paid for acquisition of such assets and are carried at cost less accumulated amortization and provision for impairment of losses, if any.

1.15 Impairment of Assets

The carrying amounts of assets are reviewed at each Balance Sheet date if there is for any indication of impairment based on internal/external factors. An impairment loss will be recognised wherever the carrying amount of an asset exceeds its estimated recoverable amount. The recoverable amount is greater of the asset's net selling price and value in use. In assessing the value in use, the estimated future cash flows are discounted to the present value at the weighted average cost of capital. After impairment, depreciation is provided on the revised carrying amount of the assets over its remaining useful life. Previously recognised impairment loss is further provided or reversed depending on changes in circumstances.

1.16 Research and Development

Revenue expenses on research and development are charged to Statement of Profit & Loss and Capital Expenditure are included in Property, Plant & Equipment under relevant assets and depreciated on the same basis as other Property, Plant & Equipment.

1.17 Borrowing costs

Borrowing costs include interest and amortisation of ancillary costs incurred. Costs in connection with the borrowing of funds to the extent not directly related to the acquisition of qualifying assets are charged to the Statement of Profit and Loss over the tenure of the loan. Borrowing costs, allocated to and utilised for qualifying assets, pertaining to the period from commencement of activities relating to construction / development of the qualifying asset upto the date of capitalisation of such asset are added to the cost of the assets. Capitalisation of borrowing costs is suspended and charged to the Statement of Profit and Loss during extended periods when active development activity on the qualifying assets is interrupted

1.18 Leases

Lease arrangements where the risks and rewards incidental to ownership of an asset substantially vest with the lessor are recognised as operating leases. Lease rentals under operating leases are recognised in the Statement of Profit & Loss on a straight-line basis over the period of lease term.

NOTES TO CONSOLIDATED FINANCIAL STATEMENTS FOR THE YEAR ENDED 31ST MARCH, 2024

2.1 SHARE CAPITAL

₹ in Lakh

a) Particulars	As at March 31, 2024	As at March 31, 2023
Authorised Capital 12,50,000 (Previous year - 12,50,000) Equity Share of Rs. 10/- each	125.00	125.00
Issued Capital 5,69,782 (Previous Year - 5,69,782) Equity Share of Rs. 10/- each	56.98	56.98
Issued, Subscribed and Paid-up 5,69,782 (Previous Year - 5,69,782) Equity Share of Rs. 10/- each, fully paid up.	56.98	56.98
	56.98	56.98

b) Details of Promoters' Share holding in the Company.

Name of Shareholder	As at March 31, 2024		
	No of Equity shares held	Percentage	% Change during the year
Ratanchand Investment Private Limited (Holding Company)	492820	86.49	No
** Rajas R.Doshi (Individual and as a Trustee in Walchand Trust)	33873	5.94	No
Jyoti R. Doshi	2057	0.36	No
Aditya R. Doshi	1914	0.34	No
Mayur R. Doshi	1926	0.34	No

Name of Shareholder	As at March 31, 2023		
	No of Equity shares held	Percentage	% Change during the year
Ratanchand Investment Private Limited (Holding Company)	492820	86.49	No
** Rajas R.Doshi (Individual and as a Trustee in Walchand Trust)	33873	5.94	No
Jyoti R. Doshi	2057	0.36	No
Aditya R. Doshi	1914	0.34	No
Mayur R. Doshi	1926	0.34	No

c) Details of shares held by shareholders holding more than 5% of aggregate shares in the company.

Name of Shareholders	As at March 31, 2024		As at March 31, 2023	
	No of Shares	% held	No of Shares	% held
Ratanchand Investment Private Limited	492820	86.49	492820	86.49
Rajas R.Doshi	33873	5.94	33873	5.94
** Rajas R. Doshi-Individual	3925			
** As a Trustee -Walchand Trust	29948			
Total Shares	33873			

d) Reconciliation of number of shares

Particulars	As at March 31, 2024		As at March 31, 2023	
	No of Shares	Amount in ₹	No of Shares	Amount in ₹
Shares outstanding at the beginning of the year	569,782	56.98	569,782	56.98
Shares Issued during the year	-	-	-	-
Shares bought back during the year	-	-	-	-
Shares outstanding at the end of the year	569,782	56.98	569,782	56.98

NOTES TO CONSOLIDATED FINANCIAL STATEMENTS FOR THE YEAR ENDED 31ST MARCH, 2024

e) **Terms / rights attached to shares:**

The Company has only one class of shares referred to as equity shares having a par value of ₹ 10/- Each holder of equity shares is entitled to one vote per share. The dividend proposed by the Board of Directors, is subject to the approval of the share holders in the ensuing Annual General Meeting.

In the event of liquidation of the Company, the holders of equity shares will be entitled to receive remaining assets of the Company, after distribution of all preferential amounts. The distribution will be in proportion to the number of equity shares held by the shareholders.

f) Aggregate number of bonus shares allotted during the period of immediately preceding 5 Years - Nil (PY- Nil)

2.2 RESERVES AND SURPLUS

Particulars	₹ in Lakh	
	As at March 31, 2024	As at March 31, 2023
a Reserve		
1) Capital Reserve on Consolidation	3,198.06	3,198.06
2) General Reserve		
Opening balance	10,576.81	10,576.81
Add: Addition during the Year	-	-
Closing balance	<u>10,576.81</u>	<u>10,576.81</u>
3) Special Reserve As required U/S 451C of RBI Act, 1934		
Opening balance	2,762.35	2,475.35
Add: Transferred from Surplus	87.66	287.00
	<u>2,850.00</u>	<u>2,762.35</u>
b) Surplus- Opening Balance	34,849.59	31,394.22
Add: Net profit after tax transferred from Statement of Profit and Loss	5,321.24	4,426.10
Amount available for Appropriation	<u>40,170.81</u>	<u>35,820.33</u>
Less: Appropriations		
Final Dividend	455.83	683.74
Transfer to Special Reserve **	87.66	287.00
	543.48	970.74
Surplus - Closing Balance	39,627.33	34,849.59
TOTAL	<u>56,252.21</u>	<u>51,386.81</u>

The Board of Directors at their meeting held on June 28, 2024, have recommended Dividend of ₹ 90/- per equity share of face value of ₹ 10/- each for the year ended March 31, 2024 amounting to ₹ 512.80 lakhs, Subject to approval of share holder of the Company. Final Dividend of ₹ 455.83 Lakhs (₹ 80/- per share) was paid for Financial Year 2022-23

** Note:20% of Net Profit after Tax transferred to Special Reserve as required U/S 451C of RBI Act, 1934.

NOTES TO CONSOLIDATED FINANCIAL STATEMENTS FOR THE YEAR ENDED 31ST MARCH, 2024

2.3 LONG-TERM BORROWINGS

Particulars	₹ in Lakh	
	As at March 31, 2024	As at March 31, 2023
Secured :		
i Specific purpose term loan from HDFC Bank Ltd, Rate of Int. : Floating @ 9.90% Secured by first charge on factory land, building, movable assets, commercial and residential property purchased, erected, constructed out of this loan This loan is repayable in 20 quarterly instalments of ₹ 250.00 lakh, over a period of 7 years; which has commenced from August 2020. Last instalment will be due in May, 2025 ^	1,735.24	2,735.04
ii Vehicle loan from Saraswat Co-operative Bank Ltd, Rate of Int. 7.00% - 8.25% Secured by hypothecation of the vehicles. Such loans are repayable in equal monthly instalments over a period of 5 years.	102.59	134.30
Less : Current Maturities of Long Term Borrowing*	(1,515.06)	(1,523.31)
TOTAL	<u>322.77</u>	<u>1,346.03</u>

Notes

* Current maturity in respect of long term borrowings have been included in note No. 2.6

^ The loans are secured by 1st pari passu charge on the entire current assets of the Company and 2nd pari passu charge on the Company's free-hold land, buildings and plant & machinery & other Immovable property.

NOTES TO CONSOLIDATED FINANCIAL STATEMENTS FOR THE YEAR ENDED 31ST MARCH, 2024

2.4 OTHER LONG TERM LIABILITIES

₹ in Lakh

Particulars	As at March 31, 2024	As at March 31, 2023
Trade payables		
a) Total outstanding dues of Micro and Small Enterprises	-	-
b) Total outstanding dues of creditors other than Micro and Small Enterprises	-	-
Advances from Contractees	1,729.74	1,884.86
Security and other deposits	444.99	469.56
Others ^	3,600.59	1,550.32
TOTAL	620.01	570.73
	6,395.33	4,475.47

^ Others includes security deposits and provision for contractual expenses.

Trade payable ageing analysis FY -2023-24

Sr. no.	Particulars	Unbilled	Not due	Outstanding for the following period from due date of payments:				Total
				Less than 1 year	1-2 years	2-3 years	More than 3 years	
(i)	MSME	-	-	-	-	-	-	-
(ii)	Others	-	10.10	123.50	134.17	51.43	1,410.54	1,729.74
(iii)	Disputed dues – MSME	-	-	-	-	-	-	-
(iv)	Disputed dues – Others	-	-	-	-	-	-	-
	Total							1,729.74

Ageing analysis FY -2022-23

Sr. no.	Particulars	Unbilled	Not due	Outstanding for the following period from due date of payments:				Total
				Less than 1 year	1-2 years	2-3 years	More than 3 years	
(i)	MSME	-	-	-	-	-	-	-
(ii)	Others	-	31.66	102.47	151.82	44.47	1,554.44	1,884.86
(iii)	Disputed dues – MSME	-	-	-	-	-	-	-
(iv)	Disputed dues – Others	-	-	-	-	-	-	-
	Total							1,884.86

2.5 LONG TERM PROVISIONS

₹ in Lakh

Particulars	As at March 31, 2024	As at March 31, 2023
Provision for employee benefits		
Gratuity	13.19	11.10
Compensated absences	612.53	548.38
TOTAL	625.72	559.48

NOTES TO CONSOLIDATED FINANCIAL STATEMENTS FOR THE YEAR ENDED 31ST MARCH, 2024

2.6 SHORT TERM BORROWINGS

Particulars	₹ in Lakh	
	As at March 31, 2024	As at March 31, 2023
I. Secured Loans		
[a] Cash credit / working capital demand loans		
i) HDFC Bank Ltd., Rate of Int. : 9.84%	207.63	7,090.10
ii) Union Bank of India (formerly Corporation Bank), Rate of Int. : 10.60%	66.41	2,020.51
iii) ICICI Bank Ltd., Rate of Int. : 10.20%	-	11.14
v) State Bank of India, Rate of Int. : 9.75%	2,264.26	2,300.84
vi) Axis Bank Ltd, Rate of Int. : 10.50%	-	47.60
vii) Bank of Baroda Rate of Int. : 10.85%	503.46	2,247.69
	3,041.76	13,717.88
B) Short Term Loans from Banks		
i) State Bank of India, Rate of Int. : 9.75%	10,700.00	10,700.00
Terms of repayment is 180 days from date of availing the loan.		
ii) Bank of Baroda,	4,095.00	4,095.00
Rate of Int. : 10.85%		
Terms of repayment is 90 to 180 days from date of availing the loan.		
iii) HDFC Bank Ltd., Rate of Int. : 9.23%	17,500.00	17,500.00
Terms of repayment is 180 days from date of availing the loan		
iv) IDFC Bank Ltd., Rate of Int. : 10.80 to 11.00 %	3,594.07	3,596.07
Terms of repayment is 90 days from date of availing the loan.		
v) ICICI Bank Ltd., Rate of Int. : 10.20%	3,000.00	3,000.00
Terms of repayment is 90 days from date of availing the loan.		
vi) AXIS Bank Ltd., Rate of Int. : 10.50%	2,400.00	2,400.00
Terms of repayment is 180 days from date of availing the loan.		-
vii) Union Bank of India (formerly Corporation Bank) Rate of Int. : 9.70%	1,800.00	800.00
Terms of repayment is 180 days from date of availing the loan.	43,089.07	42,091.07
Current maturities of long term borrowings (refer note 2.3)	1,515.06	1,523.31
Total secured loans (I)	47,645.89	57,332.27
II Unsecured Loans		
Loans repayable on demand (working capital demand loans)		
Yes Bank Ltd 8.90 to 9.20%	2,000.00	2,000.00
Terms of repayment is 29 days from date of availing the loan.		
Kotak Mahindra Bank Ltd	-	2,500.00
Terms of repayment is 90 days from date of availing the loan.		
Total unsecured loans (II)	2,000.00	4,500.00
TOTAL short term borrowings (I) + (II)	49,645.89	61,832.27

The above mentioned cash credit, working capital demand loans, short term loans are secured by first charge on the entire current assets and movable fixed assets of the Company and second charge on the Company's free-hold land, buildings and plant & machinery & other Immovable property.

NOTES TO CONSOLIDATED FINANCIAL STATEMENTS FOR THE YEAR ENDED 31ST MARCH, 2024
2.7 TRADE PAYABLES

₹ in Lakh

Particulars	As at March 31, 2024	As at March 31, 2023
Trade Payables		
(a) Acceptances		
i) Total Outstanding dues of Micro and Small Enterprises	376.80	3,656.85
ii) Total Outstanding dues of creditors other than Micro and Small Enterprises	3,386.48	10,832.96
(b) Total outstanding dues of Micro and Small Enterprises	1,368.96	1,924.00
(c) Total outstanding dues of creditors other than Micro and Small Enterprises	42,206.81	39,492.99
TOTAL	47,339.05	55,906.80

Ageing analysis FY -2023-24

₹ in Lakh

Sr. no.	Particulars	Unbilled	Not due	Outstanding for the following period from due date of payments:				Total
				Less than 1 year	1-2 years	2-3 years	More than 3 years	
(i)	MSME	293.21	1,164.15	261.02	25.07	2.31	-	1,745.76
(ii)	Others	11,090.13	20,475.44	6,208.61	3,266.65	1,239.95	3,312.51	45,593.29
(iii)	Disputed dues – MSME	-	-	-	-	-	-	-
(iv)	Disputed dues – Others	-	-	-	-	-	-	-
	Total							47,339.05

Ageing analysis FY -2022-23

Sr. no.	Particulars	Unbilled	Not due	Outstanding for the following period from due date of payments:				Total
				Less than 1 year	1-2 years	2-3 years	More than 3 years	
(i)	MSME	-	5,533.34	45.19	2.32	-	-	5,580.85
(ii)	Others	3,123.60	32,317.34	8,264.49	2,582.72	1,112.22	2,925.58	50,325.95
(iii)	Disputed dues – MSME	-	-	-	-	-	-	-
(iv)	Disputed dues – Others	-	-	-	-	-	-	-
	Total							55,906.80

NOTES TO CONSOLIDATED FINANCIAL STATEMENTS FOR THE YEAR ENDED 31ST MARCH, 2024

2.8 OTHER CURRENT LIABILITIES

Particulars	₹ in Lakh	
	As at March 31, 2024	As at March 31, 2023
Employee benefits payable	1,333.02	1,323.10
Interest accrued and not due on borrowings	226.60	250.77
Investor education and protection fund will be credited by following amounts (as and when due) :		
Unpaid dividends	136.10	167.81
Advances/Deposits from Contractees	12,728.80	21,098.88
Statutory dues payable	562.78	435.21
Current account :Directors	1.49	1.49
Real estate advances	2,551.81	-
Other Liabilities ^	1,344.82	31.88
Outstanding lease rent	55.59	53.00
TOTAL	18,941.01	23,362.15

^ Others includes security deposits.

2.9 SHORT TERM PROVISIONS

Particulars	₹ in Lakh	
	As at March 31, 2024	As at March 31, 2023
Provision for compensated absence	325.84	341.02
Provision for Gratuity	119.12	218.70
Provision for Taxation	520.59	520.59
Less: Advance payment of taxes	-	-
TOTAL	965.55	1,080.31

NOTES TO CONSOLIDATED FINANCIAL STATEMENTS FOR THE YEAR ENDED 31ST MARCH, 2024

2.10 Property, plant and equipment

₹ in Lakh

Sr No	Description	Gross Block (at book value)				Depreciation / Amortisation				Net Block	
		As at 01-04-2023	Additions	Deletion	As at 31-03-2024	As at 01-04-2023	Additions	Deletion	As at 31-03-2024	As at 31-03-2024	As at 31-03-2023
[A]	Tangible Assets										
1	Freehold land	2,296.38	-	-	2,296.38	-	-	-	-	2,296.38	2,296.38
2	Leasehold Land	10.07	-	-	10.07	0.07	0.00	-	0.07	10.00	10.00
3	Buildings	10,907.06	20.45	2.21	10,925.30	5,348.91	438.21	2.09	5,785.03	5,140.27	5,558.15
4	Plant, machinery and Equipment	10,808.96	217.50	24.63	11,001.83	8,666.81	434.91	22.52	9,079.20	1,922.62	2,142.14
5	Furnitures and Fixtures	528.18	9.12	0.34	536.96	397.70	35.79	0.34	433.15	103.81	130.48
6	Vehicles	1,919.63	58.70	101.23	1,877.10	1,485.65	131.18	94.37	1,522.46	354.65	433.99
7	Leasehold Improvements	225.10	-	-	225.10	213.52	0.33	-	213.85	11.25	11.58
8	Office Equipments	240.19	19.87	1.27	258.79	203.94	18.82	1.17	221.59	37.20	36.25
	Total Tangible Assets	26,935.57	325.64	129.68	27,131.53	16,316.60	1,059.25	120.49	17,255.36	9,876.18	10,618.97
[B]	Intangible Assets										
1	Computer Software (ERP)	272.80	10.20	-	282.99	225.68	17.00	-	242.67	40.32	47.14
	Total Intangible Assets	272.80	10.20	-	282.99	225.68	17.00	-	242.67	40.32	47.14
	Total [A] + [B]	27,208.37	335.83	129.68	27,414.53	16,542.28	1,076.24	120.49	17,498.03	9,916.50	10,666.11
	Total of previous year	25,639.86	1,706.50	236.15	0.27	14,133.54	1,466.57	213.24	0.15	-	11,723.34
	Capital work in progress									147.67	20.74

Ageing analysis of Capital work in progress

Capital work in progress	To be completed in				Ageing Analysis			
	Less than 1 year	1-2 years	2-3 years	> 3 years	Less than 1 year	1-2 years	2-3 years	> 3 years
Plant and equipment as at March 31, 2024	114.13	-	-	-	114.13	-	-	-
Plant and equipment as at March 31, 2023	2.38	-	-	-	2.38	-	-	-
Office Block -R &D as at March 31, 2024	33.54	-	-	-	33.54	-	-	-
Office Block - Kanhan Factory as at March 31, 2023	18.36	-	-	-	3.97	14.39	-	-

NOTES TO CONSOLIDATED FINANCIAL STATEMENTS FOR THE YEAR ENDED 31ST MARCH, 2024

2.11 (A) DETAILS OF NON CURRENT INVESTMENTS

Details of other than Trade Investments (Long Term Investment)

₹ in Lakh

Sr. No.	Name of the Body Corporate	Subsidiary / Associate / JV/ Controlled Entity / Others	No. of Shares / Units		Quoted / Unquoted	Amount	
			31-Mar-24	31-Mar-23		31-Mar-24	31-Mar-23
a	INVESTMENT IN EQUITY INSTRUMENTS						
I	INVESTMENT IN OTHER COMPANY						
1	TECHNOCRAFT INDUSTRIES LTD	Others	750	-	Quoted	15.19	-
2	TATA TECHNOLOGIES LTD	Others	1650	-	Quoted	19.33	-
3	HINDUSTAN CONSTRUCTION CO. LTD	Others	476800	476800	Quoted	25.60	25.60
4	TATA CONSULTANCY SERVICES LTD	Others	8000	8000	Quoted	8.50	8.50
5	NATIONAL THERMAL POWER CORPORATION LTD	Others	20110	20110	Quoted	10.39	10.39
II	INVESTMENT IN ENAM PORTFOLIO ADVISORY SERVICES						
1	ADITYA BIRLA FASHION AND RETAIL LTD	Others	-	875	Quoted	-	1.88
2	APL APOLLO TUBES LTD	Others	275	275	Quoted	2.42	2.26
3	AXIS BANK LTD	Others	475	475	Quoted	3.79	3.79
4	BAJAJ ELECTRICALS LTD	Others	225	225	Quoted	2.29	3.41
5	BALKRISHNA INDUSTRIES LTD	Others	75	100	Quoted	1.82	2.43
6	BHARTI AIRTEL LTD	Others	275	-	Quoted	2.74	-
7	CENTURY PLYBOARDS (INDIA) LTD	Others	-	375	Quoted	-	1.57
8	CROMPTON GREAVES CONSUMER ELECTRICAL LTD	Others	825	575	Quoted	3.28	2.60
9	DALMIA BHARAT LTD	Others	150	100	Quoted	2.92	1.93
10	DIVI'S LABORATORIES LTD	Others	75	75	Quoted	3.89	3.89
11	EMAMI LTD	Others	525	-	Quoted	2.52	-
12	GLENMARK PHARMACEUTICALS LTD	Others	450	450	Quoted	1.99	1.99
13	HDFC BANK LTD	Others	175	125	Quoted	2.71	1.97
14	ICICI BANK LTD	Others	600	600	Quoted	4.37	4.37
15	INDO COUNT INDUSTRIES LTD	Others	825	675	Quoted	2.18	1.75
16	INDUSIND BANK LTD	Others	275	275	Quoted	3.03	3.03
17	INFOSYS LTD	Others	175	125	Quoted	2.67	2.00
18	KAJARIA CERAMICS LTD	Others	-	175	Quoted	-	2.05
19	KOTAK MAHINDRA BANK LTD	Others	150	125	Quoted	2.79	2.35
20	MAHINDRA HOLIDAYS & RESORTS (I) LTD	Others	650	650	Quoted	1.51	1.51
21	PAGE INDUSTRIES LTD	Others	5	-	Quoted	1.89	-
22	TATA CONSUMER PRODUCTS LTD	Others	-	250	Quoted	-	2.16
23	TECH MAHINDRA LTD	Others	-	200	Quoted	-	3.40
24	UPL LTD	Others	-	325	Quoted	-	2.43
25	VARUN BEVERAGES LTD	Others	700	450	Quoted	-	-
26	VEDANT FASHIONS LTD	Others	250	-	Quoted	3.03	-
	TOTAL a					130.85	97.26

NOTES TO CONSOLIDATED FINANCIAL STATEMENTS FOR THE YEAR ENDED 31ST MARCH, 2024

₹ in Lakh

Sr. No.	Name of the Body Corporate	Subsidiary / Associate / JV/ Controlled Entity / Others	No. of Shares / Units		Quoted / Unquoted	Amount	
			31-Mar-24	31-Mar-23		31-Mar-24	31-Mar-23
b	Investments in Mutual Funds						
1	HDFC FLEXICAP FUND REGULAR PLAN GROWTH	Others	1340.008	-	Quoted	20.00	-
2	ICICI PRUDENTIAL BLUECHIP FUND GROWTH	Others	22814.282	-	Quoted	20.00	-
3	NIPPON INDIA MULTICAP FUND GROWTH PLAN GROWTH	Others	10997.308	-	Quoted	25.00	-
	TOTAL b					65.00	-
c	Investments in bonds & debentures						
1	8.49% NATIONAL THERMAL POWER CORPORATION LTD	Others	16759	16759	Unquoted	-	-
	TOTAL c					-	-
d	Other non-current investments						
	Real Estate Portfolio Management Services						
1	INDIAREIT FUND SCHEME V	Others	-	-	Unquoted	35.28	59.80
	INFRASTRUCTURE PORTFOLIO & PMS						
1	IDFC HYBRID INFRASTRUCTURE PORTFOLIO	Others	-	-	Unquoted	5.92	5.92
2	INDIA REALTY EXCELLENCE FUND III	Others	-	-	Unquoted	41.15	52.25
	TOTAL d					82.35	117.98
e	PMS & AIF						
1	ABAKKUS GROWTH FUND - 1 - AIF	Others	18629.6426	18629.6426	Quoted	200.00	200.00
2	ABAKKUS EMERGING OPPORTUNITIES FUND - 1 - AIF	Others	7507.2116	7507.2116	Quoted	100.00	100.00
	TOTAL e					300.00	300.00
	GROSS TOTAL (a+b+c+d+e)					578.20	515.24

Market Value of Non Current Investment

(Quoted Investment ₹ 1567.68 Lakh) (Previous Year ₹ 994.37 Lakh)

(Unquoted Investment ₹ 82.35 Lakh) (Previous Year ₹ 117.97 Lakh)

There is no diminution of value as compared to Market Value

NOTES TO CONSOLIDATED FINANCIAL STATEMENTS FOR THE YEAR ENDED 31ST MARCH, 2024

2.11 B) INVESTMENT PROPERTY

₹ in Lakh

Particulars	As at March 31, 2024	As at March 31, 2023
Gross Block		
Balances at the beginning of the year	1,191.40	1,191.40
Additions	-	-
Adjustments *	-	-
Disposal	-	-
	<hr/>	<hr/>
Balances at the year end	1,191.40	1,191.40
Accumulated depreciation		
Balances at the beginning of the year	582.62	558.85
Additions	22.65	23.78
Adjustments *	-	-
Disposal	-	-
	<hr/>	<hr/>
Balances at the year end	605.27	582.63
Carrying amounts of		
Investment in residential premises		
Balances at the beginning of the year	451.83	475.61
Additions		
Adjustments *	-	-
Disposal	(0.11)	-
Depreciation expenses (net)	(22.65)	(23.78)
Balances at the year end	429.06	451.83
Freehold land investment		
Balances at the beginning of the year	156.96	156.96
Additions		
Adjustments *	-	-
Disposal	-	-
Balances at the year end	156.96	156.96
Total	586.03	608.79

NOTES TO CONSOLIDATED FINANCIAL STATEMENTS FOR THE YEAR ENDED 31ST MARCH, 2024

2.11 (C) DETAILS OF CURRENT INVESTMENTS / STOCK IN TRADE

₹ in Lakh

Sr. No.	Name of the Body Corporate	Subsidiary / Associate / JV/ Controlled Entity / Others	No. of Shares / Units		Quoted / Unquoted	Partly Paid / Fully paid	Amount	
			31-Mar-24	31-Mar-23			31-Mar-24	31-Mar-23
Other than Trade Investments in Mutual Funds								
1	TATA TREASURY ADVANTAGE FUND REGULAR PLAN GROWTH	Others	2,736.036	-	Quoted	Fully Paid	94.62	-
2	NIP ETF LIQUID BeES (FROMERLY KNOWN AS REL ETF LIQUID BeES)	Others	0.088	0.088	Quoted	Fully Paid	0.00	0.00
3	HDFC MONEY MARKET FUND (REGULAR PLAN - GROWTH)	Others	134473.491	-	Quoted	Fully Paid	6,999.65	-
4	UNION BUSINESS CYCLE FUND	Others	999940.000	-	Quoted	Fully Paid	99.99	-
GROSS TOTAL							7,194.26	0.00

Market Value of Current Investment

(Quoted Investment ₹ 7198.83 Lakhs) (Previous Year ₹ 0.00 Lakhs)

2.12 DEFERRED TAX ASSETS (NET)

₹ in Lakh

Particulars	As at March 31, 2024	As at March 31, 2023
Deferred tax liabilities		
Excess of net block of Property, Plant & Equipment as per books of accounts over net block for tax purpose		
Depreciation	52.25	24.58
On fair Value on acquisition of Land	170.30	127.73
Total (A)	222.55	152.31
Deferred tax assets		
Provision for doubtful debts and advances	51.33	51.33
Disallowances under Income Tax Act, 1961	2.24	20.16
Provision for Employee benefits	244.30	226.66
Total (B)	297.87	298.15
TOTAL (Deferred Tax (Liabilities) / Asset (Net) (B)-(A))	75.32	145.83

Deferred tax assets and deferred tax liabilities have been offset as they relate to same governing taxation laws.

2.13 LONG TERM LOANS AND ADVANCES

₹ in Lakh

Particulars	As at March 31, 2024	As at March 31, 2023
Unsecured considered good		
Capital advances	11.30	-
Indirect taxes receivable	1,635.99	3,006.54
Others ^	121.74	123.29
TOTAL	1,769.03	3,129.83

^ Others includes expenses reimbursement recoverable and prepaid expenses

NOTES TO CONSOLIDATED FINANCIAL STATEMENTS FOR THE YEAR ENDED 31ST MARCH, 2024

2.14 OTHER NON-CURRENT ASSETS

₹ in Lakh

Particulars	As at March 31, 2024	As at March 31, 2023
Unsecured considered good		
Long term trade receivables	-	-
Secured, considered good	-	-
Unsecured, considered good	8,594.79	8,133.09
Doubtful	-	-
Security and other deposits	455.82	469.97
Bank Deposits*	2,067.45	1,696.73
Interest accrued on Deposits	74.09	40.19
TOTAL	11,192.15	10,339.98

Trade receivables includes retentions ₹ 7277.25 lakhs (March 31, 2023 ₹ 5859.99 lakhs)

Other non-current assets are hypothecated as security by creating 1st pari passu charge for securing working capital facilities from bank (refer note no. 2.6)

* Deposits with banks are earmarked against bank guarantees given as earnest money deposits.

Ageing analysis FY 2023-24

Sr. no.	Particulars	Unbilled	Not Due	Outstanding for the following period from due date					Total
				Less than 6 months	6 months-1 year	1-2 years	2-3 years	More than 3 years	
(i)	Undisputed -Trade receivables – considered good	-	1.24	23.48	368.29	1734.79	1648.56	4818.43	8594.79
(ii)	Undisputed - Trade Receivables – which have significant increase in credit risk	-	-	-	-	-	-	-	-
(iii)	Undisputed - Trade Receivables – credit impaired	-	-	-	-	-	-	-	-
(iv)	Disputed - Trade Receivables – considered good	-	-	-	-	-	-	-	-
(v)	Disputed - Trade Receivables – which have significant increase in credit risk	-	-	-	-	-	-	-	-
	Subtotal	-	1.24	23.48	368.29	1734.79	1648.56	4818.43	8594.79
	Less : Provision for Doubtful Debts.	-	-	-	-	-	-	-	-
	Total Trade receivable	-	1.24	23.48	368.29	1734.79	1648.56	4818.43	8594.79

NOTES TO CONSOLIDATED FINANCIAL STATEMENTS FOR THE YEAR ENDED 31ST MARCH, 2024
2.14 OTHER NON-CURRENT ASSETS (Contd.)
Ageing analysis FY 2022-23

Sr. no.	Particulars	Unbilled	Not Due	Outstanding for the following period from due date					Total
				Less than 6 months	6 months - 1 year	1-2 years	2-3 years	More than 3 years	
(i)	Undisputed -Trade receivables – considered good	-	-	909.68	340.63	1088.12	502.80	5291.86	8133.09
(ii)	Undisputed - Trade Receivables – which have significant increase in credit risk	-	-	-	-	-	-	-	-
(iii)	Undisputed - Trade Receivables – credit impaired	-	-	-	-	-	-	-	-
(iii)	Disputed - Trade Receivables – considered good	-	-	-	-	-	-	-	-
(iv)	Disputed - Trade Receivables – which have significant increase in credit risk	-	-	-	-	-	-	-	-
(v)	Disputed - Trade Receivables – credit Impaired	-	-	-	-	-	-	-	-
	Subtotal	-	-	909.68	340.63	1088.12	502.80	5291.86	8133.09
	Less : Provision for Doubtful Debts.	-	-	-	-	-	-	-	-
	Total Trade receivable	-	-	909.68	340.63	1088.12	502.80	5291.86	8133.09

2.15 INVENTORIES

₹ in Lakh

Particulars	As at March 31, 2024	As at March 31, 2023
Raw Materials, Stores & Spares		
Raw Materials	1,733.95	1,179.57
Stores and Spares	1,109.53	704.99
Loose Tools	163.03	111.99
	<u>3,006.51</u>	<u>1,996.55</u>
Bought-out Items	2,787.95	2,524.32
Finished goods and work in progress		-
Finished Goods	975.78	1,659.55
Work in Progress	414.24	276.43
	<u>1,390.02</u>	<u>1,935.98</u>
Stock-in-trade - Land	7,106.76	1,086.92
TOTAL	<u>14,291.24</u>	<u>7,543.77</u>

The mode of valuation of inventory has been stated in note 1.10 of significant accounting policy.

Inventories are hypothecated as security by creating 1st pari passu charge for securing working capital facilities from bank (refer note no. 2.6)

NOTES TO CONSOLIDATED FINANCIAL STATEMENTS FOR THE YEAR ENDED 31ST MARCH, 2024

2.16 TRADE RECEIVABLES

₹ in Lakh

Particulars	As at March 31, 2024	As at March 31, 2023
Secured, considered good	-	-
Unsecured, considered good	66,720.41	74,877.75
Unsecured, considered doubtful	203.90	203.90
Less: Provision for doubtful debts	203.90	203.90
TOTAL	66,720.41	74,877.75

Trade receivables includes retentions ₹ 33264.00 lakhs (March 31, 2023 ₹ 37475.11 lakhs)

Trade receivables are hypothecated as security by creating 1st pari passu charge for securing working capital facilities from bank (refer note no. 2.6)

Ageing analysis FY 2023-24

₹ in Lakh

Sr. no.	Particulars	Unbilled	Not Due	Outstanding for the following period from due date					Total
				Less than 6 months	6 months -1 year	1-2 years	2-3 years	More than 3 years	
(i)	Undisputed -Trade receivables – considered good	-	4984.42	14694.49	2343.65	18849.19	9661.28	16391.28	66924.31
(ii)	Undisputed - Trade Receivables – which have significant increase in credit risk	-	-	-	-	-	-	-	-
(iii)	Undisputed - Trade Receivables – credit impaired	-	-	-	-	-	-	-	-
(iv)	Disputed - Trade Receivables – considered good	-	-	-	-	-	-	-	-
(v)	Disputed - Trade Receivables – which have significant increase in credit risk	-	-	-	-	-	-	-	-
	Sub total	-	4984.42	14694.49	2343.65	18849.19	9661.28	16391.28	66924.31
(vi)	Less : Provision for Doubtful Debts.	-	-	-	-	-	-	(203.90)	(203.90)
	Total	-	4984.42	14694.49	2343.65	18849.19	9661.28	16187.38	66720.41

NOTES TO CONSOLIDATED FINANCIAL STATEMENTS FOR THE YEAR ENDED 31ST MARCH, 2024
2.16 TRADE RECEIVABLES
Ageing analysis FY 2022-23

₹ in Lakh

Sr. no.	Particulars	Unbilled	Not Due	Outstanding for the following period from due date					Total
				Less than 6 months	6 months-1 year	1-2 years	2-3 years	More than 3 years	
(i)	Undisputed -Trade receivables – considered good	-	9098.73	27368.08	14365.00	10678.76	2303.25	11267.83	75081.65
(ii)	Undisputed - Trade Receivables – which have significant increase in credit risk	-	-	-	-	-	-	-	-
(iii)	Undisputed - Trade Receivables – credit impaired	-	-	-	-	-	-	-	-
(iv)	Disputed - Trade Receivables – considered good	-	-	-	-	-	-	-	-
(v)	Disputed - Trade Receivables – which have significant increase in credit risk	-	-	-	-	-	-	-	-
	Sub total	-	9098.73	27368.08	14365.00	10678.76	2303.25	11267.83	75081.65
(vi)	Less : Provision for Doubtful Debts.	-	-	-	-	-	-	(203.90)	(203.90)
	Total	-	9098.73	27368.08	14365.00	10678.76	2303.25	11063.93	74877.75

2.17 CASH AND BANK BALANCES

₹ in Lakh

Particulars	As at March 31, 2024	As at March 31, 2023
Cash and Cash equivalents		
Cash on Hand	5.01	4.56
Cheques on Hand	-	-
Balances with Banks in Current Accounts	161.07	31.25
	166.08	35.81
Other Bank Balances		
Fixed Deposits with Bank (Maturity within 12 Months)	-	5,372.00
Margin money deposits ^	4,017.98	4,640.85
Unpaid dividend account	136.10	167.81
	4,154.08	10,180.67
TOTAL	4,320.16	10,216.48

^ Earmarked against bank guarantees given for performance of the contracts with customers.

NOTES TO CONSOLIDATED FINANCIAL STATEMENTS FOR THE YEAR ENDED 31ST MARCH, 2024

2.18 SHORT-TERM LOANS AND ADVANCES

₹ in Lakh

Particulars	As at March 31, 2024	As at March 31, 2023
Advance to suppliers / contractors	465.12	1,038.06
Indirect taxes receivable	7,348.15	13,048.13
Others ^	1,422.45	1,357.47
TOTAL	9,235.72	15,443.66

^ Others includes prepaid expenses and recoverable expenses

Short term loans & advances are hypothecated as security by creating 1st pari passu charge for securing working capital facilities from bank (refer note no. 2.6)

2.19 OTHER CURRENT ASSETS

₹ in Lakh

Particulars	As at March 31, 2024	As at March 31, 2023
Contract work in progress	76,909.59	85,300.11
Security and Other Deposits	2,524.99	1,556.92
Accrued Interest on Fixed Deposits with Bank	158.95	121.48
Accrued Interest on Bonds	-	-
Interest receivable from PMS	2.71	0.90
Amount receivable from PMS	3.34	3.63
Advance payment of taxes	8,911.76	6,370.64
Less: Provision for taxation	6,577.60	4,120.14
	2,334.16	2,250.50
Others	1.75	1,519.86
TOTAL	81,935.49	90,753.41

Other current assets are hypothecated as security by creating 1st pari passu charge for securing working capital facilities from bank (refer note no. 2.6)

NOTES TO CONSOLIDATED FINANCIAL STATEMENTS FOR THE YEAR ENDED 31ST MARCH, 2024
2.20 INCOME FROM OPERATIONS

Particulars	₹ in Lakh	
	For the Year 2023-24	For the Year 2022-23
Sale of Securities & Commodities (Refer Annexure I)	5,412.00	20,987.55
Income from Long Term Investments. (Gross)	-	-
On Equity shares (Subsidiary Company)	-	-
On Equity Shares & Mutual Funds/ PMS	0.45	14.50
Net gain/(loss) on sale of Long Term investments	(14.86)	606.98
Net gain/(loss) on sale of Short Term investments	0.18	66.65
Interest on Fixed Deposits With Bank	21.66	5.52
Interest (Debentures/PMS)	4.67	6.72
Interest (Taxfree Bonds)	-	0.16
	5,424.10	21,688.09
Sales of products	16,270.45	5,365.20
Contract Revenue	117,440.09	148,699.57
Revenue from land development [^]	4,576.87	-
	138,287.41	154,064.77
Other Operating Income		
Sale of Scrap	62.64	47.03
Miscellaneous Income	513.14	176.66
	575.78	223.69
TOTAL	144,287.29	175,976.55

[^] The development of real estate project on Company's land situated at Hadapsar, Pune, Maharashtra started during the year. In terms of development regulations, Company transferred part of its land admeasuring around 14010.57 Square Meter, to Pune Municipal Corporation, vide agreement dated January 10, 2024. The consideration for the transfer of such land is received in the form of FSI equivalent to two times the area of the land transferred. The revenue of ₹ 4500.77 Lakhs from such activity is measured on the basis of ready reckoner value of the land transferred, (14010.57 Square Meter). The FSI admeasuring 28021.14 Square Meter received as a consideration on transfer of land is shown under the head "Stock-in-trade" under current asset.

NOTES TO CONSOLIDATED FINANCIAL STATEMENTS FOR THE YEAR ENDED 31ST MARCH, 2024

2.21 OTHER INCOME

Particulars	₹ in Lakh	
	For the Year 2023-24	For the Year 2022-23
Dividend from long term investments	7.03	10.50
Interest Income	406.52	488.32
Profit on Sale of Property Plant & Equipment (Net)	86.46	20.97
Profit on sale of investment property (net)	39.89	-
Miscellaneous Income	124.05	128.91
Interest on Income Tax Refund	0.68	3.65
Other Income [^]	187.43	1,518.61
TOTAL	852.06	2,170.97

[^] Other income for the year ended March 31, 2024 includes ₹ Nil (March 31, 2023 includes ₹ 1518.55 awarded during the year towards additional compensation inclusive of interest against compulsory acquisition of part of Yelhanka Bengaluru land).

2.22 COST OF MATERIALS CONSUMED

Particulars	₹ in Lakh	
	For the Year 2023-24	For the Year 2022-23
Opening Stock	0.00	1,860.00
Add: Purchases (Refer Annexure I)	5,455.00	18,982.00
	5,455.00	20,842.00
Less: Diminution in value of investment	-	-
Less: Closing stock (Refer Annexure I)	(94.62)	(0.00)
	(94.62)	(0.00)
Total Cost of securities and commodities sold	5,360.38	20,842.00
Opening Inventory	1,179.57	1,289.39
Add: Purchases	7,841.72	3,262.89
	9,021.29	4,552.29
Less: Inventory at the end of the year	1,733.95	1,179.57
Raw materials consumed	7,287.34	3,372.72
Stores and Spares Consumed	755.00	471.18
Total Cost of Raw Material Consumed	13,402.72	24,685.90

NOTES TO CONSOLIDATED FINANCIAL STATEMENTS FOR THE YEAR ENDED 31ST MARCH, 2024

2.23 CHANGES IN INVENTORIES OF FINISHED GOODS, WORK IN PROGRESS & STOCK IN TRADE

		₹ in Lakh	
Particulars	For the Year 2023-24	For the Year 2022-23	
I (Increase) / Decrease in Finish Goods & Work in Progress			
A) Stock at the beginning of the year			
Finished Goods	1,659.55	1,180.94	
Work-in-progress	276.43	189.92	
Total A	<u>1,935.98</u>	<u>1,370.86</u>	
B) Stock at the end of the year			
Finished Goods	975.78	1,659.55	
Work-in-progress	414.24	276.43	
Total B	<u>1,390.02</u>	<u>1,935.98</u>	
Net (increase) / decrease in finished goods and work in progress , [(A) - (B)]	<u>545.96</u>	<u>(565.12)</u>	
II (Increase) / Decrease in Stock In Trade - Land			
A) Stock at the beginning of the year	1,086.92	1,046.92	
Add: Regrouped from other assets	558.24	-	
Revised Opening Balance	1,645.16	1,046.92	
Add: Legal and professional charges	593.77	40.00	
Add: Floor Space Index (FSI) Received	4,763.31	-	
Add: Cost of Floor Space Index (FSI)	104.90	-	
Less : Cost of land surrendered	(0.38)	-	
	<u>5,461.60</u>	40.00	
B) Stock at the end of the year	7,106.76	1,086.92	
Net (increase) / decrease in stock in trade [(A) - (B)]	(0.00)	(40.00)	
Total changes in inventories of finished goods, work in progress and stock in trade	<u>545.96</u>	<u>(605.12)</u>	

NOTES TO CONSOLIDATED FINANCIAL STATEMENTS FOR THE YEAR ENDED 31ST MARCH, 2024

2.24 CONSTRUCTION EXPENSES

₹ in Lakh		
Particulars	For the Year 2023-24	For the Year 2022-23
Subcontracting Expenses	72,235.38	65,927.31
Consumption of Bought out Items		
Opening Inventory	2,524.32	3,290.46
Add: Purchases during the year	22,102.07	54,610.25
Less: Inventory at the end of the year	2,787.95	2,524.32
	<u>21,838.44</u>	<u>55,376.38</u>
Transport	748.27	788.95
Bank guarantee charges	970.56	904.42
Insurance	290.91	269.38
Labour cess and other charges	1,095.01	1,212.71
Total construction expenses	<u>97,178.57</u>	<u>124,479.16</u>

2.25 MANUFACTURING AND OTHER EXPENSES

₹ in Lakh		
Particulars	For the Year 2023-24	For the Year 2022-23
Fabrication Charges	877.67	462.63
Power & Fuel	327.34	305.72
TOTAL	<u>1,205.01</u>	<u>768.35</u>

2.26 EMPLOYEE BENEFIT EXPENSES

₹ in Lakh		
Particulars	For the Year 2023-24	For the Year 2022-23
a) Salary, Wages, Bonus & Commission	7,788.34	6,676.89
b) Contribution to Provident fund and Other Funds	1,098.62	1,065.50
c) Staff Welfare Expenses	321.80	297.58
TOTAL	<u>9,208.76</u>	<u>8,039.98</u>

2.27 FINANCE COSTS

₹ in Lakh		
Particulars	For the Year 2023-24	For the Year 2022-23
Interest expenses on		
Long Term Loans	225.89	279.42
Short Term Loans	4,392.32	4,149.41
Cash Credits & Others	1,224.63	1,697.99
	<u>5,842.84</u>	<u>6,126.83</u>
Other borrowing costs	439.75	559.26
TOTAL	<u>6,282.59</u>	<u>6,686.09</u>

NOTES TO CONSOLIDATED FINANCIAL STATEMENTS FOR THE YEAR ENDED 31ST MARCH, 2024

2.28 DEPRECIATION AND AMORTIZATION EXPENSES

₹ in Lakh		
Particulars	For the Year 2023-24	For the Year 2022-23
Depreciation on tangible assets	1,059.29	1,245.02
Depreciation on investment property	22.65	23.78
Amortisation on intangible assets	16.96	24.28
TOTAL	<u>1,098.90</u>	<u>1,293.08</u>

2.29 OTHER EXPENSES

₹ in Lakh		
Particulars	For the Year 2023-24	For the Year 2022-23
a) Printing and Stationery	84.01	91.05
b) Communication Expenses	57.16	57.22
c) Travelling and Conveyance	978.19	925.70
d) Rent	604.97	562.68
e) Rates and Taxes	316.02	237.15
f) Insurance	283.62	234.33
g) Repairs and maintenance	433.40	273.81
h) Legal and Professional Charges	394.99	517.90
i) Directors' Sitting Fees	42.90	47.15
j) Commission to Non Executive Directors	65.00	64.53
k) Payment to Auditors'		
As Auditor :		
Audit fees	31.84	31.96
Tax Audit Fees	4.36	4.36
Audit Fees-consolidation	0.30	0.30
Certification & Consultation fees / Other Services	15.25	16.31
GST- Audit fees	0.50	-
Reimbursement of expenses	0.34	1.45
	<u>52.59</u>	<u>54.38</u>
l) Internal audit fees	0.25	0.50
m) Cost audit fees	1.20	1.20
n) Freight	987.74	429.42
o) Bad Debts and Advances Written Off	76.92	72.61
p) CSR Activity (Ref. Note No.: 2.33)	145.52	171.06
q) Portfolio Management Service Fees	1.20	38.34
r) Miscellaneous Expenses	1,228.67	903.27
s) GST Expenses	4.15	5.47
TOTAL	<u>5,758.50</u>	<u>4,687.75</u>

NOTES TO CONSOLIDATED FINANCIAL STATEMENTS FOR THE YEAR ENDED 31ST MARCH, 2024

2.30 Earnings Per Share (EPS)

		₹ in Lakh	
Particulars		For the Year 2023-24	For the Year 2022-23
Number of shares (face value ₹ 10.00 per share)	Nos.	569782	569782
Profit after tax before exceptional items	₹ in lakhs	5,321.24	4,426.10
EPS - basic and diluted	₹	933.91	776.81

2.31 The Company has amounts due to suppliers under the Micro, Small and Medium Enterprises Development Act, 2006. The disclosure pursuant to the said Act is as under :

		₹ in Lakh	
Particulars		As at March 31, 2024	As at March 31, 2023
Principal amount due to suppliers under MSMED Act		1,368.96	1,924.00
Interest accrued and due to suppliers under MSMED Act on the above amount		21.68	10.08
Payment made to suppliers (other than interest) beyond appointed day during the year.		Nil	Nil
Interest paid to suppliers under MSMED Act		13.31	6.66
Interest due and payable to suppliers under MSMED Act towards payments already made		72.37	68.95
Interest accrued and remaining unpaid at the end of the accounting year.		80.74	72.37

Note : The above information regarding Micro, Small and Medium Enterprises has been determined to the extent such parties have been identified on the basis of information available with the Company.

2.32 Disclosure in accordance with Accounting Standard-7(Revised) Amount due from / to customers on construction contracts

		₹ in Lakh	
Particulars		As at March 31, 2024	As at March 31, 2023
Contract Revenue for the year		117,440.09	148,699.57
Aggregate amount of cost incurred and recognised profits less recognised losses upto the reporting date on contract under progress. *		1,465,605.81	1,097,536.56
Advance received from customers		15,725.59	21,517.33
Retention Money		21,182.63	20,710.09
Gross amount due from customers for contract Work		51,839.08	62,046.27
Gross amount due to customers for contract Work		-	-

* includes provision for foreseeable loss ₹ 282.14 lakhs (March 31, 2023 ₹ 70.65 lakhs)

NOTES TO CONSOLIDATED FINANCIAL STATEMENTS FOR THE YEAR ENDED 31ST MARCH, 2024
2.33 Corporate Social Responsibility

- A. The Company is required to incur CSR expenditure of ₹ 145.52 lakhs (March 31, 2023 ₹ 171.06 lakhs) .
- B. The areas for CSR activities undertaken by the Company are health, medical aid, and education grants etc. The Company has formed its CSR Committee as per the Companies Act, 2013 and Rules thereon.
- C. The contribution for CSR activities to corpus of Ratanchand Hirachand Foundation, a Section 8 Company promoted by the promoters of the Company for undertaking CSR activities on behalf of the Company as per CSR Policy read with schedule VII of the Companies Act 2013.

As per Section 135 of the Companies Act, 2013 (the Act) a company meeting the applicability threshold, needs to spend at least 2% of its average net profit for the immediately preceding three financial years (calculated in accordance with the provisions of section 198 of the Companies Act, 2013) on corporate social responsibility (CSR) activities/programs in terms of its CSR policy and schedule VII of the Act. The report on CSR activities and CSR expenditure incurred by the Company for the financial year 2023-24 is given in the Directors' Report.

- D. For the Financial year 2023-24 the Company could spend ₹ 143.90 lakhs (March 31, 2023 ₹ 99.27 lakhs) out of the committed CSR obligations of ₹ 145.52 lakhs (March 31, 2023 ₹ 171.06 lakhs) and was unable to spend CSR expenditure of ₹ 1.62 lakhs (March 31, 2023 ₹ 70.65 lakhs) . Being non-ongoing CSR projects, the unspent CSR expenditure of ₹ 1.62 lakhs for F.Y. 2023-24 will be donated/contributed to the specified Fund/s within a period of six months from the end of the financial year March 31, 2024 i.e. on or before September 30, 2024 as required under section 135(5) of the Companies Act, 2013 and Rules thereunder. The unspent CSR expenditure of ₹ 70.65 lakhs (after set off of excess CSR expenditure of ₹ 1.14 lakhs of earlier year) for FY 2022-23 was contributed to the specified fund.

2.34 TRADE RECEIVABLE

An amount of ₹ 186.99 [Previous Year ₹ 186.99 (Net of ₹ 14.76 received till date)] is outstanding as receivable in respect of commodity trading transactions done on National Spot Exchange Limited (NSEL). The Company has joined as an intervening party in a Representative Suit filed by Modern India Limited and others in the Honorable Bombay High Court for recovery of the same. Special Leave Petition filed by 63 Moons and others heard by Supreme Court and disposed during the Month of April 2019. Supreme Court has set aside the merger order passed by Union of India and order of Bombay High Court, upholding merger of NSEL with 63 Moons.

Since Merger order has been set aside, representative suit filed by Modern India Limited may come up for hearing at Bombay High Court.

Further various decrees have been passed by the High Court of Bombay against defaulters including sale of commodities and assets for recovery of dues and the same is also in process. Various agencies including Economic Offences Wing and Enforcement Directorate are also in process of liquidating assets of defaulters. In view of the uncertainties involved in making any reliable estimate of amount recoverable, provision if any will be considered at an appropriate time on the basis of resultant outcome, and hence, the same is shown as good.

However, the Company has provided for ₹ 186.99 upto March 31, 2024 (Previous year ₹ 186.99) as 'Provision for doubtful debts' on conservative basis

2.34 (A) Contingent liabilities and commitments (to the extent not provided for) :

₹ in Lakh

Particulars	As at March 31, 2024	As at March 31, 2023
1		
Claims against the Company not acknowledge as debts comprise of claims disputed by the Company relating to issue of applicability , classification, deductibility, etc.		
a. Claims against the company not acknowledged as debts	-	12.50
b. Sales tax / VAT demand under appeal	102.60	35.01
c. Demands raised by Excise department excluding interest, if any, leviable thereon.	136.62	145.03
d. Service tax demand under appeal	87.88	366.78
e. GST demand under appeal	1,157.78	4.83
f. Income tax demand	9,343.67	-
The management believes that the outcome of any pending litigation will not have a material adverse effect on the Company's financial position and the results of operations.		
In respect of above, it is not practicable for the Company to estimate the closure of these issues and the consequential timings of cash flow, if any.		
2		
Capital at commitments for capital expenditure are estimated	160.81	2.46

NOTES TO CONSOLIDATED FINANCIAL STATEMENTS FOR THE YEAR ENDED 31ST MARCH, 2024

2.35 Consolidated Segment Information For the year ended March 31, 2024

	CONSTRUCTION ACTIVITY						LAND DEVELOPMENT		INVESTMENT ACTIVITY		UNALLOCATED		TOTAL			
	2023-24		2022-23		2023-24		2022-23		2023-24		2022-23		2023-24		2022-23	
REVENUE																
External Revenue	134,286.32	154,288.45			4,576.87			5,424.10	21,688.09		312.16	1,649.72	144,599.45	177,626.27		
RESULTS																
Segment results- before Tax	11,209.82	11,700.19			4,576.87			99.97	928.71		314.36	1,649.72	16,201.03	14,278.62		
Unallocated Expenditure net of un-allocated Income																
Operating Profit before Tax	11,209.82	11,700.19			4,576.87			99.97	928.71		314.36	1,649.72	16,201.03	14,278.62		
Interest Expenses											413.55	498.82	413.55	498.82		
Interest/dividend income net off loss																
On sale of investment											126.35	20.97	126.35	20.97		
Profit on sale of Property , Plant & Equipment and Investments								(3.42)	114.26		23.21	21.42	2,603.97	1,928.19		
Provision for taxation for the year	2,584.18	1,792.52											(6,282.59)	(6,686.09)		
Profit after taxation but before exceptional item / Prior Period	8,625.64	9,907.67			4,576.87			103.40	814.46		(5,451.54)	(4,537.99)	7,854.37	6,184.14		
Add: Prior Period Items																
Net Profit	8,625.64	9,907.67			4,576.87			103.40	814.46		(5,451.54)	(4,537.99)	7,854.37	6,184.14		
OTHER INFORMATION																
Segment Assets	199,981.72	218,194.72			7,134.21			844.65	6,065.31		1.57	1.57	207,962.15	224,261.59		
Unallocated Corporate Assets																
TOTAL ASSETS	199,981.72	218,194.72			7,134.21			844.65	6,065.31		1.57	1.57	207,962.15	224,261.59		
Segment Liabilities	116,913.23	148,406.62			7,173.03			93.48	102.89		55.59	53.00	124,235.33	148,562.51		
Unallocated Corporate Liabilities																
TOTAL LIABILITIES	116,913.23	148,406.62			7,173.03			93.48	102.89		55.59	53.00	124,235.33	148,562.51		
Capital Expenditure	334.79	218.56						1.04					335.83	218.56		
Depreciation-Segment	1,095.28	1,287.56						3.62	5.52				1,098.90	1,293.08		
Non Cash Expenses other than depreciation																

₹ in Lakh

NOTES

1. BUSINESS SEGMENTS

The management has identified three reportable business segment (as primary segment)

a) Construction activity, b) Investment Activity c) Land Development

2. The segments have been identified and reported on the basis of nature of activity.

3. There are no inter segment transactions.

4. The operations of the Group are carried in India / domestic hence the Company does not have any Geographical Segment.

NOTES TO CONSOLIDATED FINANCIAL STATEMENTS FOR THE YEAR ENDED 31ST MARCH, 2024

2.36 Ratio Analysis

Particulars	Numerator	Denominator	Ratio 2023-24	Ratio 2022-23	% Variance	Explanation for Variance above 25%
Current Ratio (In times)	Total current assets	Total current liabilities	1.57	1.40	12%	
Debt-Equity Ratio (In times)	Debts consisting of borrowings and lease liabilities	Total equity	0.89	1.23	-28%	Reduction in ratio is due to reduction in Long term borrowings and increase in shareholders funds
Debt Service Coverage Ratio (In times)	Earning for Debt service = Net Profit after taxes + Non-cash operating expenses + Interest + other non-cash adjustments	Debt service = Interest and lease payments + Principal payments	2.16	1.84	18%	
Return on Equity Ratio (in %)	Profit for the year less preference dividend (if any)	Average Total equity	15%	12%	17%	Increase in ratio is due to higher profits
Inventory Turnover ratio	Cost of goods sold OR sales	Average Inventory	3.39	10.40	-67%	Reduction in ratio is mainly due to reduction in cost of goods sold and increase in average inventory value
Trade receivables turnover ratio (in times)	Revenue from operations	Average trade receivables	1.95	2.00	-2%	
Trade payables turnover ratio (in times)	Other Expenses + Lease Payments + Staff welfare exp	Average trade payables - (Opening + Closing)/2	2.11	2.40	-12%	
Net Capital turnover ratio (in times)	Revenue from operations	Average working capital (i.e Total current assets less Total current liabilities)	2.16	3.11	-30%	Reduction in ratio is due to reduction in sales and current liability for this year
Net profit ratio (in %)	Profit for the year	Revenue from operations	5.44%	3.51%	54.90%	Increase in ratio is due to higher profits and lower sales
Return on capital employed (in %)	Profit before tax and finance costs	Capital Employed = Networth + lease liabilities + Deferred tax liabilities	15.76%	12.92%	22.00%	
Return of FD Investment (in %)	Income from FD	Average FD	0.81%	0.21%	292%	FDs were kept towards end of the previous year & these were withdrawn in beginning of current year
Return on Bond Investments (in %)	Income from Bonds	Average Bonds	0.26%	0.62%	-57%	Bonds were retained for major part of the current year as compared to previous year

NOTES TO CONSOLIDATED FINANCIAL STATEMENTS FOR THE YEAR ENDED 31ST MARCH, 2024**2.37 List of Related party transaction**

Following are the related parties of the Company identified by the management

Holding Company

Ratanchand Investment Pvt Ltd

Key Management Personnel (KMP)

Mr Rajas R Doshi - Chairman and Managing Director

Mr Mayur R Doshi - Executive Director

Relatives of Key Management Personnel

Mrs. Jyoti R Doshi - Wife of Mr. Rajas R Doshi

Mr Aditya R Doshi - Son of Mr. Rajas R Doshi

Mrs. Anushree M Doshi - Wife of Mr. Mayur R Doshi

Ms.Riya M Doshi - Daughter of Mr. Mayur R Doshi

Ms. Anushka M Doshi - Daughter of Mr. Mayur R Doshi

Enterprise over which KMP is able to exercise control / significant influence

Ratanchand Investment Pvt Ltd

Ratanchand Hirachand Foundation

Walchand Hirachand Foundation

Mobile Systems India Pvt Ltd

Raj Jyoti Trading & Investment Pvt Ltd

Smt. Pramila Shah Charity Foundation

Walchand Trust

Following is in list of transaction [expenses / (income)] udertaken during the year

					₹ in Lakh		
No	Relationship	Name of the party	Nature of transaction	For the year 2023-24	For the year 2022-23		
1	Key management personnel	Mr Rajas R Doshi	**Salary and perquisites	482.80	322.49		
			Sitting Fees	1.75	1.25		
			Issue of equity shares	420.00	-		
		Mr Mayur R Doshi	**Salary and perquisites	324.54	295.65		
			Sitting Fees	1.75	1.25		
			Commission	80.00	26.98		
			Rent Income	(36.00)	(36.00)		
			Issue of equity shares	150.00	-		
		2	Relative of Key management personnel	Mrs. Jyoti R Doshi	Sitting Fees	6.05	5.80
					Commission	10.83	10.75
Issue of equity shares	100.00				-		
Mr Aditya R Doshi	Issue of equity shares			100.00	-		
	Mrs. Anushree M Doshi			Issue of equity shares	10.00	-	
	Ms.Riya M Doshi			Issue of equity shares	10.00	-	
Ms. Anushka M Doshi	Issue of equity shares	10.00	-				

NOTES TO CONSOLIDATED FINANCIAL STATEMENTS FOR THE YEAR ENDED 31ST MARCH, 2024

Following is in list of transaction [expenses / (income)] undertaken during the year

					₹ in Lakh	
No	Relationship	Name of the party	Nature of transaction	For the year 2023-24	For the year 2022-23	
3	Ultimate Holding Company	Ratanchand Investment Pvt Ltd.	Other Charges Received	(0.47)	(0.47)	
4	Enterprise over which KMP is able to excise significant influence	Mobile Systems India Pvt Ltd.	Other Charges Received	(0.18)	(0.18)	
		Raj Jyoti Trading & Investment Pvt Ltd.	Other Charges Received	(0.18)	(0.18)	
		Ratanchand Hirachand Foundation.	Other Charges Received	(0.21)	(0.21)	
		Walchand Hirachand Foundation.	Other Charges Received	(0.21)	(0.21)	
		Smt. Pramila Shah Charity Foundation.	Other Charges Received	(0.14)	(0.14)	
		Walchand Trust.	Other Charges Received	(0.02)	(0.02)	

** No separate actuarial valuation is obtained for amount paid to Key management personnel.

Summary of outstanding balances [payable / (receivable)] from related parties

Name of the party	As at March 31, 2024	As at March 31, 2023
Mr Rajas R Doshi *	-	(65.12)
Mr Mayur R Doshi **	80.00	51.97
Mrs. Jyoti R Doshi	10.83	10.75

* In addition to the above, balance of current account held by Mr. Rajas R. Doshi with the Company ₹ 0.99 lakhs (March 31, 2023 ₹ 0.99 lakhs)

** In addition to the above, balance of current account held by Mr. Mayur R. Doshi with the Company ₹ 0.50 lakhs (March 31, 2023 ₹ 0.50 lakhs)

NOTES TO CONSOLIDATED FINANCIAL STATEMENTS FOR THE YEAR ENDED 31ST MARCH, 2024

2.38-A Defined benefit plans - as per actuarial valuation as on March 31, 2024

₹ in Lakh

Particulars	March 31, 2024		March 31, 2023	
	Gratuity Funded	Providend Fund	Gratuity Funded	Providend Fund
I Expenses recognised in statement of profit and loss for the year				
1 Current and Past Service Cost	126.77	0.00	126.80	0.00
2 Interest Cost	157.67	0.00	141.29	0.00
3 Expected return on plan assets	(130.55)	0.00	(125.10)	0.00
4 Actuarial (Gains)/Losses	(0.94)	0.00	75.71	0.00
Total expenses included in profit and loss	152.95	0.00	218.70	0.00
II Net Assets / (Liability) recognised in the balance sheet as at				
1 Present Value of Defined Benefit Obligation	2724.08	0.00	2698.25	0.00
2 Fair Value of Plan Assets	2605.51	0.00	2480.08	0.00
3 Funded Status [Surplus/(Deficit)]	(118.57)	0.00	(218.17)	0.00
4 Net Asset/(Liability)	(118.57)	0.00	(218.17)	0.00
III Change in Obligation during the year ended.				
1 Present value of Defined Benefit Obligation at the beginning of year	2698.25	0.00	2586.56	0.00
2 Current Service Cost	126.77	0.00	126.80	0.00
3 Interest Cost	157.67	0.00	141.29	0.00
4 Actuarial (Gains) / Losses	47.55	0.00	122.92	0.00
5 Benefits Payment	(306.16)	0.00	(279.32)	0.00
6 Present value of Defined Benefit Obligation at the end of year	2724.08	0.00	2698.25	0.00
IV Change in Assets during the year ended.				
1 Plan Assets at beginning of the year	2480.08	8160.09	2325.94	7592.02
2 Expected return on Plan Assets	130.55	1169.88	125.10	1079.12
3 Contribution by Employers	252.54	568.47	261.16	549.59
4 Actual benefits paid	(306.16)	(1042.59)	(279.32)	(1060.64)
5 Actuarial Gains/(Losses) on Plan Assets	48.50	71.38	47.20	0.00
6 Plan Assets at end of the year	2605.51	8927.23	2480.08	8160.09
V In Case of IHP Finvest				
Gratuity and PF liability on actual basis	13.19	0.49	11.10	0.43
VI Actuarial Assumptions				
1 Discount Rate	7.20%	7.20%	7.30%	7.30%
2 Expected Rate of Return on plan assets	7.00%	8.25%	7.00%	8.15%
3 Mortality Pre-retirement	IALM (2012-14) Ult	IALM (2012-14) Ult	IALM (2012-14) Ult	IALM (2012-14) Ult
4 Rate of increase in compensation	4.00%	4.00%	4.00%	4.00%
5 Employee attrition rate (refer note [i] below)				
6 The estimates of future salary increases, considered in actuarial valuation, take account of inflation, seniority, promotion and other relevant factors such as supply and demand in the employment market .				

NOTES TO CONSOLIDATED FINANCIAL STATEMENTS FOR THE YEAR ENDED 31ST MARCH, 2024

Note [i]

5a.	Employee attrition rate (Gratuity)	Staff	Labour
	Age 21 to 30 :	18%	20%
	Age 31 to 50 :	6%	7% to 12%
	Age 51 to 59 :	10%	12%
5b.	Employee attrition rate (Provident Fund)		
	PS 0 to 12 :	19.00%	
	PS 12 to 22 :	7.00%	
	PS 22 to 32 :	5.00%	
	PS 32 to 42 :	10.00%	

Gratuity cost, as disclosed above, is included under Employee benefit expenses.

VI Other Disclosure :

Particulars	₹ In Lakh				
	2023-24	2022-23	2021-22	2020-21	2019-20
Obligations at year end	2724.08	2698.25	2586.56	2313.03	2435.13
Plan assets at year end, at fair value	2605.51	2480.09	2325.95	2212.86	1955.05
Funded status	(118.57)	(218.16)	(260.61)	(100.17)	(480.08)
Experience adjustments - (Gain)/Loss					
Experience adjustments of plan liabilities	37.39	186.14	258.57	(71.30)	205.19
Experience adjustments on plan assets	48.49	47.20	38.50	13.99	13.72

2.38 - B Defined contribution plans

The Company makes contributions towards Provident Fund, Superannuation Fund, Employee's State Insurance Corporation (ESIC) for qualifying employees. The Company has recognised ₹ 750.29 lakhs (March 31, 2023 ₹ 690.88 lakhs) for the year being Company's contribution to Provident Fund Superannuation Fund and ESIC, as an expense and included in Employee Benefit Expenses in the Statement of Profit and Loss.

2.39 Relationship with Struck off companies

Name of struck off Company	Nature of transactions with struck-off Company	in Lakhs			Relationship with the Struck off company, if any, to be disclosed
		Balance outstanding as on March 31, 2024	Balance outstanding as on March 31, 2023		
Pridhvi Polymers Pvt Ltd	Payables	8.01	8.01		NA
Rahul and Dhanush Constructions Pvt Ltd		0.00	8.35		NA
Indian Techno E-School P Ltd		0.03	0.03		NA
Sujala Pipes Private Ltd		0.13	0.13		NA

NOTES TO CONSOLIDATED FINANCIAL STATEMENTS FOR THE YEAR ENDED 31ST MARCH, 2024**2.40 Additional regulatory information****i) Wilful Defaulter**

The Company has not been declared wilful defaulter by any bank or financial institutions or government or any government authority

ii) Details of benami property held

No proceedings have been initiated on or are pending against the Company for holding benami property under the Benami Transactions (Prohibition) Act, 1988 (45 of 1988) and Rules made thereunder.

iii) Compliance with number of layers of companies

The Company has complied with the number of layers prescribed under the Companies Act, 2013.

iv) Compliance with approved scheme(s) of arrangements

The Company has not entered any scheme of arrangement which has an accounting impact on current or previous financial year.

v) Utilisation of Borrowed funds and Share premium

No funds have been advanced or loaned or invested (either from borrowed funds or share premium or any other source or kind of funds) by the Company to or in any other person or entities, including foreign entities ("Intermediaries") with the understanding that the Intermediary shall lend or invest in party identified by or on behalf of the Company (Ultimate Beneficiaries). The Company has not received any fund from any parties (Funding Party) with the understanding that the Company shall whether, directly or indirectly lend or invest in other persons or entities identified by or on behalf of the Company ("Ultimate Beneficiaries") or provide any guarantee, security or the like on behalf of the Ultimate Beneficiaries.

vi) Undisclosed Income

There is no income surrendered or disclosed as income during the current or previous year in the tax assessments under the Income Tax Act, 1961, that has not been recorded in the books of account.

vii) Details of crypto currency or virtual currency

The Company has not traded or invested in crypto currency or virtual currency during the current or previous year.

viii) Revaluation of property, plant and equipment and intangible asset

The Company has not revalued its property, plant and equipment or intangible assets during the current or previous year.

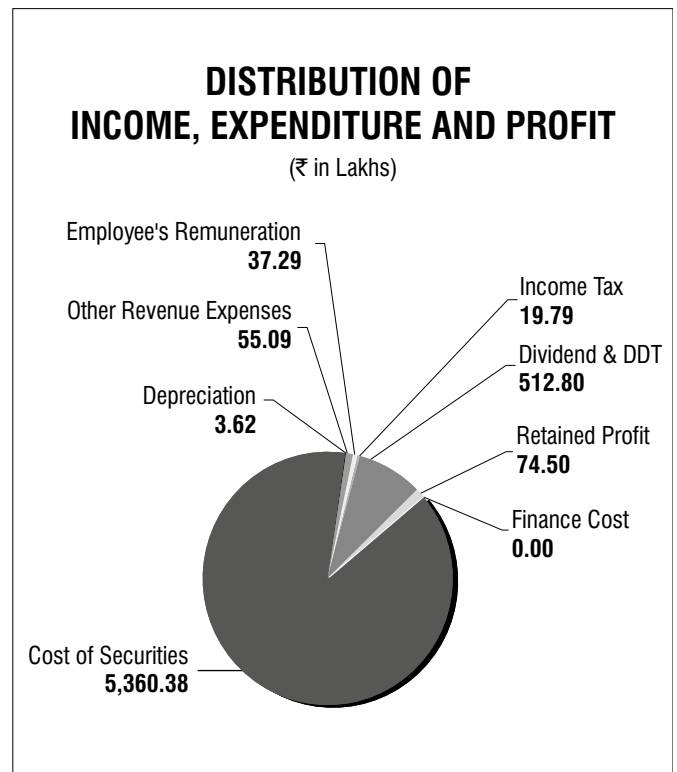
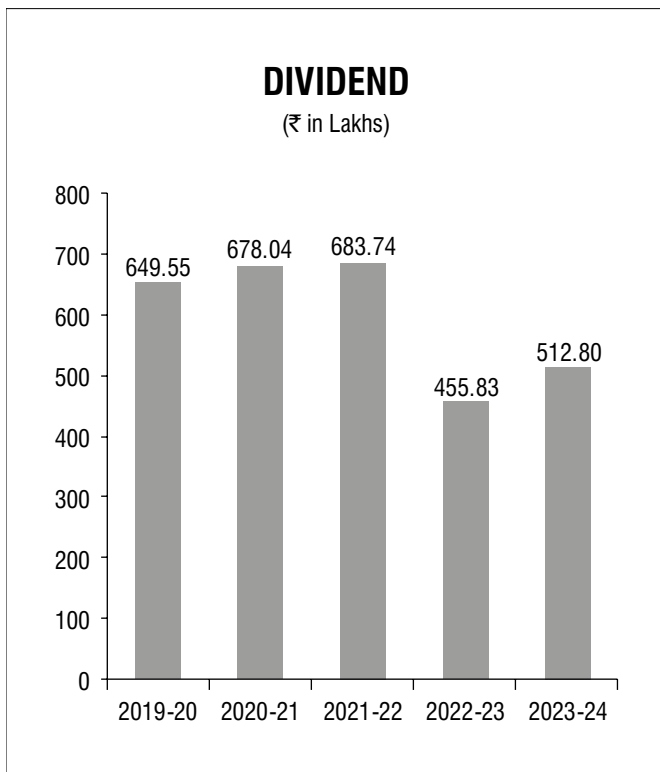
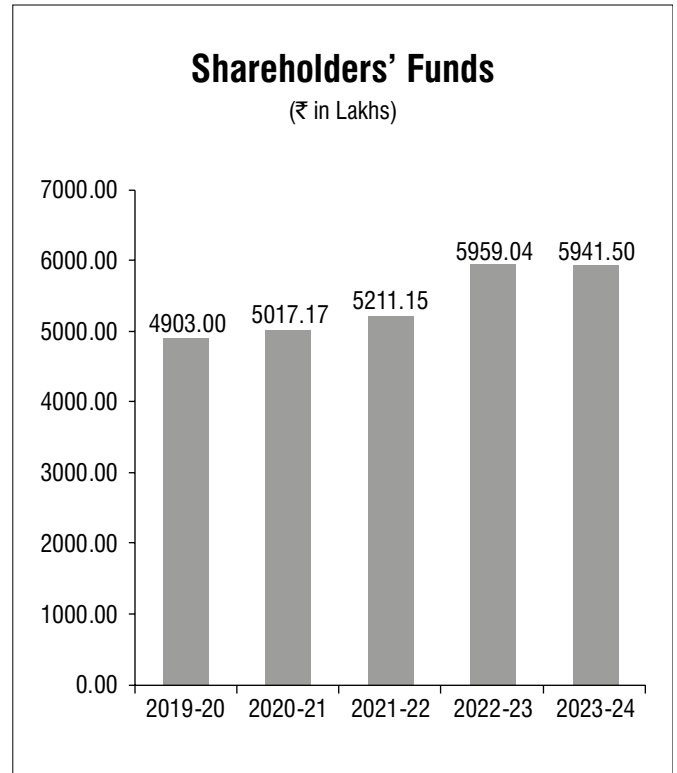
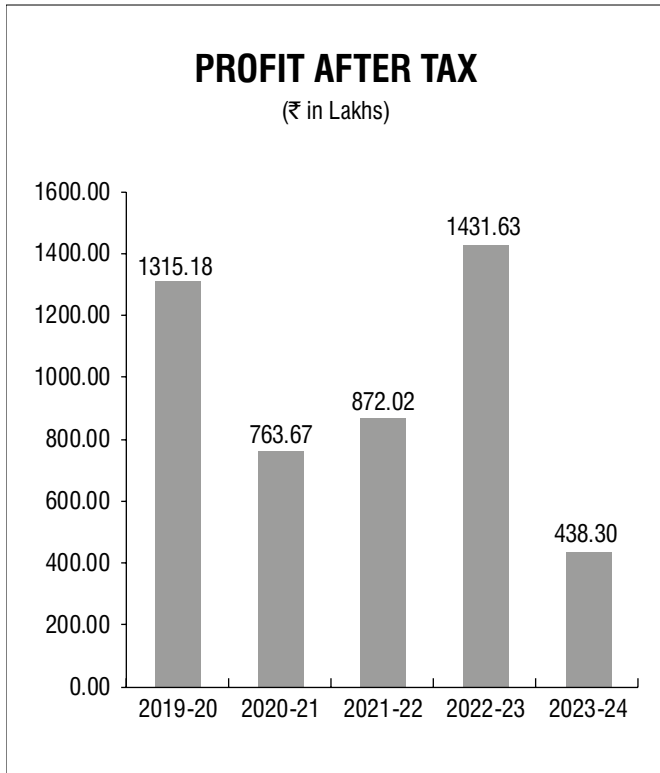
ix) Registration of charges or satisfaction with Registrar of Companies

There are no charges or satisfaction which are yet to be registered with the Registrar of Companies beyond the statutory period.

2.41 Figures for Previous Year have been regrouped, wherever necessary.

<p>In terms of our report of even date For K. S. Aiyar & Co Chartered Accountants ICAI Firm Registration No. 100186W</p> <p>Sachin A. Negandhi Partner Membership No. 112888</p> <p>Place : Mumbai Date : 28.06.2024</p>	<p>For and on behalf of the Board of Directors of IHP Finvest Limited</p> <p>RAJAS R. DOSHI DIN 00050594 Chairman</p> <p>JYOTI R. DOSHI DIN 00095732 MAYUR R. DOSHI DIN 00250358 RAMESHWAR D. SARDA DIN 00095766 P. R. BHAT DIN 03534929</p> <p>SAISHWAR DALVI M-A30402 Company Secretary</p>	<p>} Directors</p>
--	--	--------------------

Financial Indicators (Standalone)





IHP FINVEST LIMITED

Construction House, 5,
Walchand Hirachand Road,
Ballard Estate, Mumbai - 400 001, India.
Tel: 91 - 22 - 2261 8091 / 2270 5150.
Fax: 91 - 22 - 2265 6863.